

ASYLUM STATISTICS SEPTEMBER 2023

SURVEY

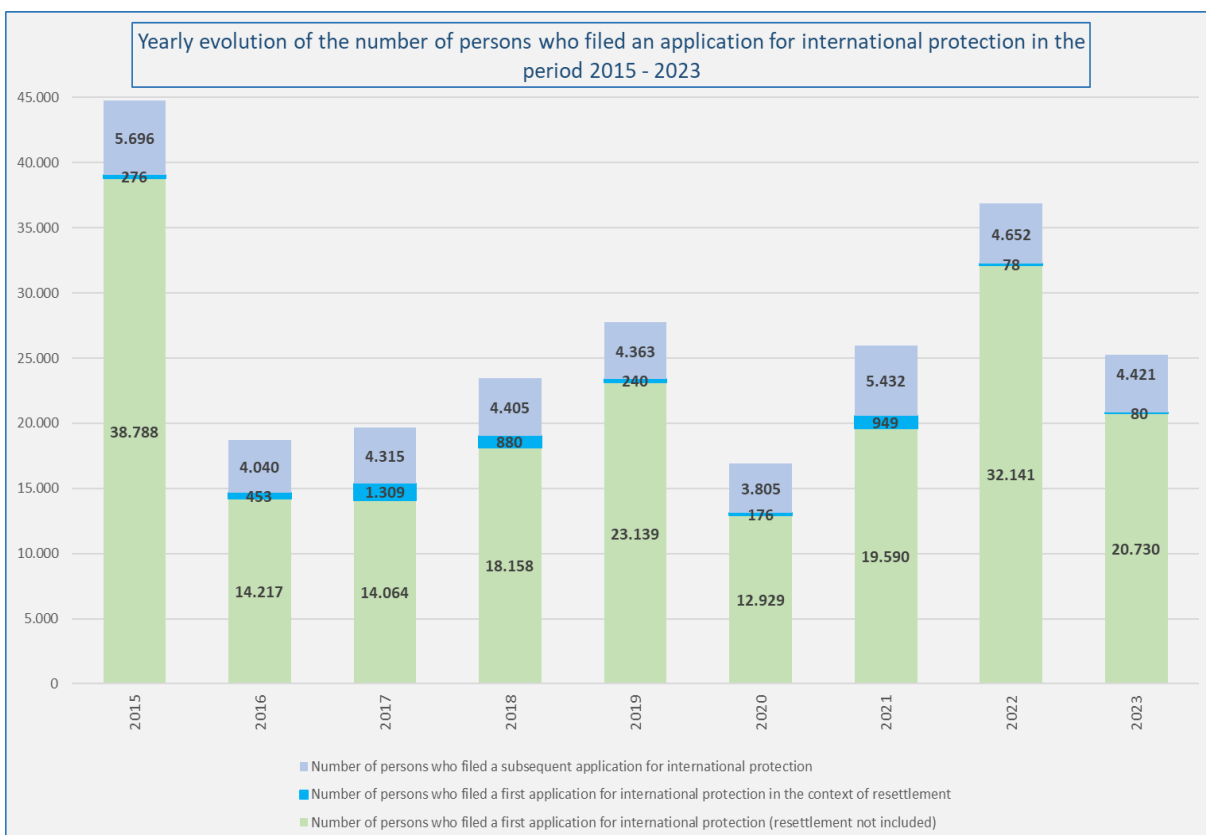
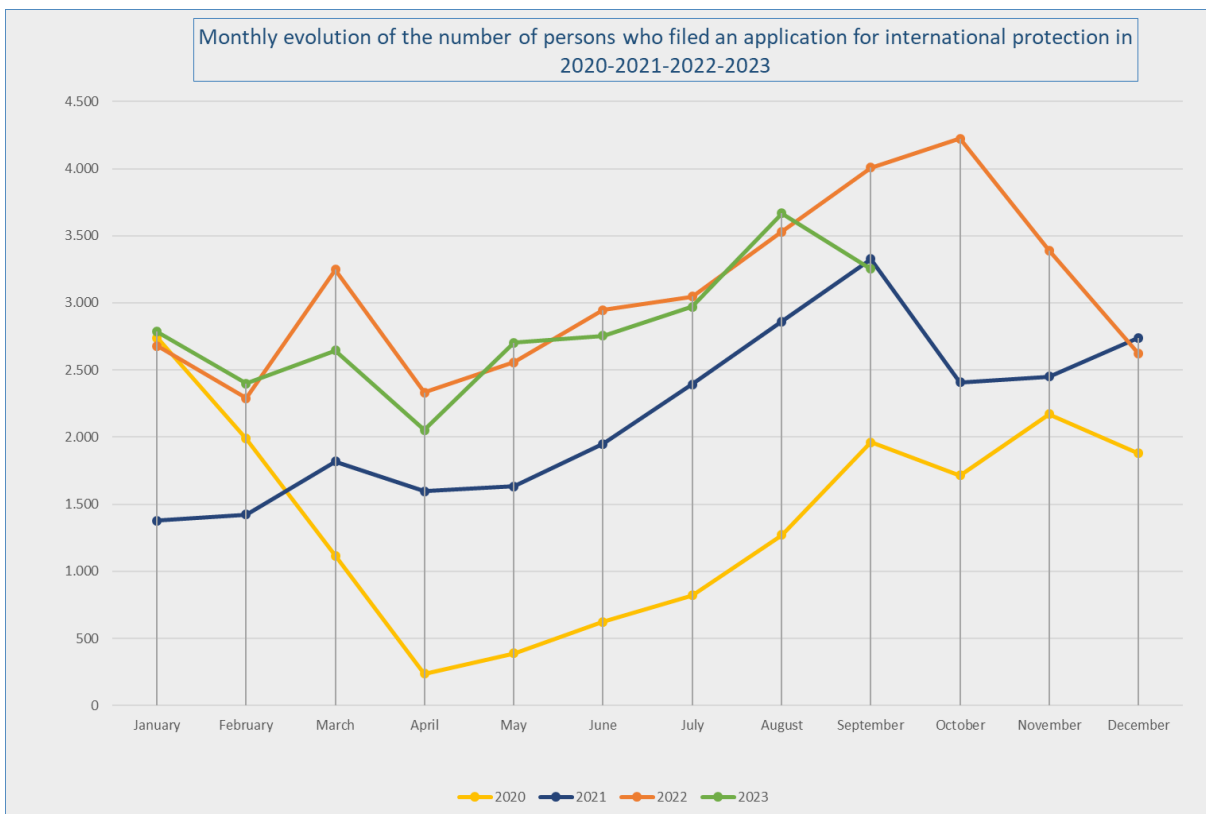
APPLICATIONS FOR INTERNATIONAL PROTECTION		September 2023	2023
Number of persons who filed a first application for international protection (resettlement not included)		2.756	20.730
Number of persons who filed a first application for international protection in the context of resettlement		20	80
Number of persons who filed a subsequent application for international protection		478	4.421
Total number of persons who filed an application for international protection		3.254	25.231
DECISIONS		September 2023	2023
Intermediary decisions			
Number of persons for whom a further assessment (border) was decided + number of persons whose subsequent application was declared admissible		131	1.095
Final decisions			
Number of persons who received a decision granting refugee status		1.135	8.984
Number of persons who received a decision granting subsidiary protection status		33	294
Number of persons whose application was declared inadmissible		445	3.471
Number of persons whose application was considered manifestly unfounded		37	666
Number of persons who received a decision refusing refugee status and refusing subsidiary protection status		868	7.399
Number of persons whose status was ended or revoked		5	68
Total number of persons who received a decision regarding their application for international protection		2.654	21.977
CASELOAD		End of September 2023	
		23.587 dossiers	

Date of publication: October 2023

Contact person : Stefaan.Moens@ibz.fgov.be

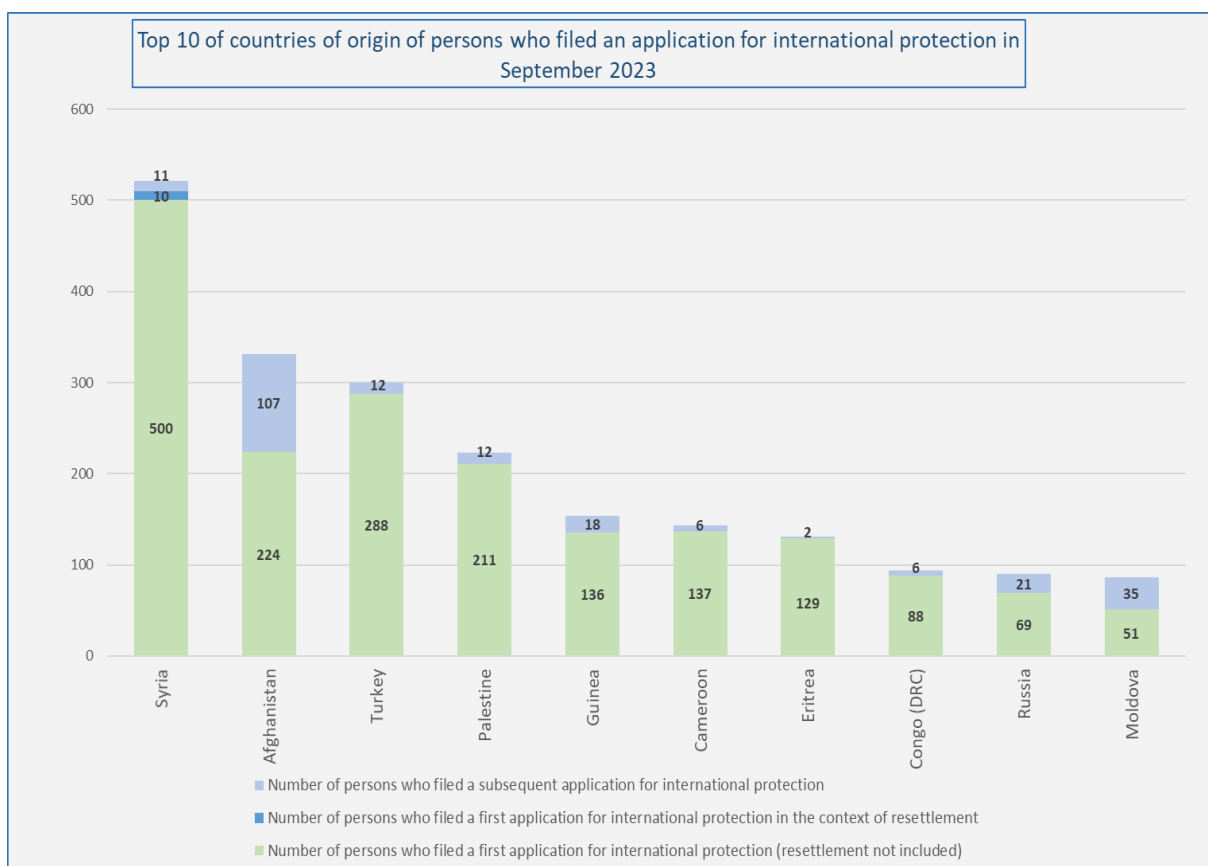
APPLICATIONS FOR INTERNATIONAL PROTECTION (Source: Immigration Office)

Number of persons who filed an application for international protection in 2022 and 2023				
	Total number of persons who filed an application for international protection 2022	Number of persons who filed a first application for international protection 2022 (resettlement not included)	Number of persons who filed a first application for international protection 2022 in the context of resettlement	Number of persons who filed a subsequent application for international protection 2022
January	2.680	2.208	15	457
February	2.290	1.885	0	405
March	3.247	2.922	8	317
April	2.333	1.936	9	388
May	2.556	2.190	0	366
June	2.945	2.521	9	415
July	3.047	2.660	5	382
August	3.529	3.202	0	327
September	4.009	3.630	0	379
October	4.224	3.764	4	456
November	3.391	2.999	22	370
December	2.620	2.224	6	390
Total	36.871	32.141	78	4.652
	Total number of persons who filed an application for international protection 2023	Number of persons who filed a first application for international protection 2023 (resettlement not included)	Number of persons who filed a first application for international protection 2023 in the context of resettlement	Number of persons who filed a subsequent application for international protection 2023
January	2.785	2.286	8	491
February	2.399	1.944	0	455
March	2.644	2.038	10	596
April	2.053	1.628	0	425
May	2.703	2.237	0	466
June	2.755	2.231	15	509
July	2.972	2.479	0	493
August	3.666	3.131	27	508
September	3.254	2.756	20	478
October				
November				
December				
Total	25.231	20.730	80	4.421

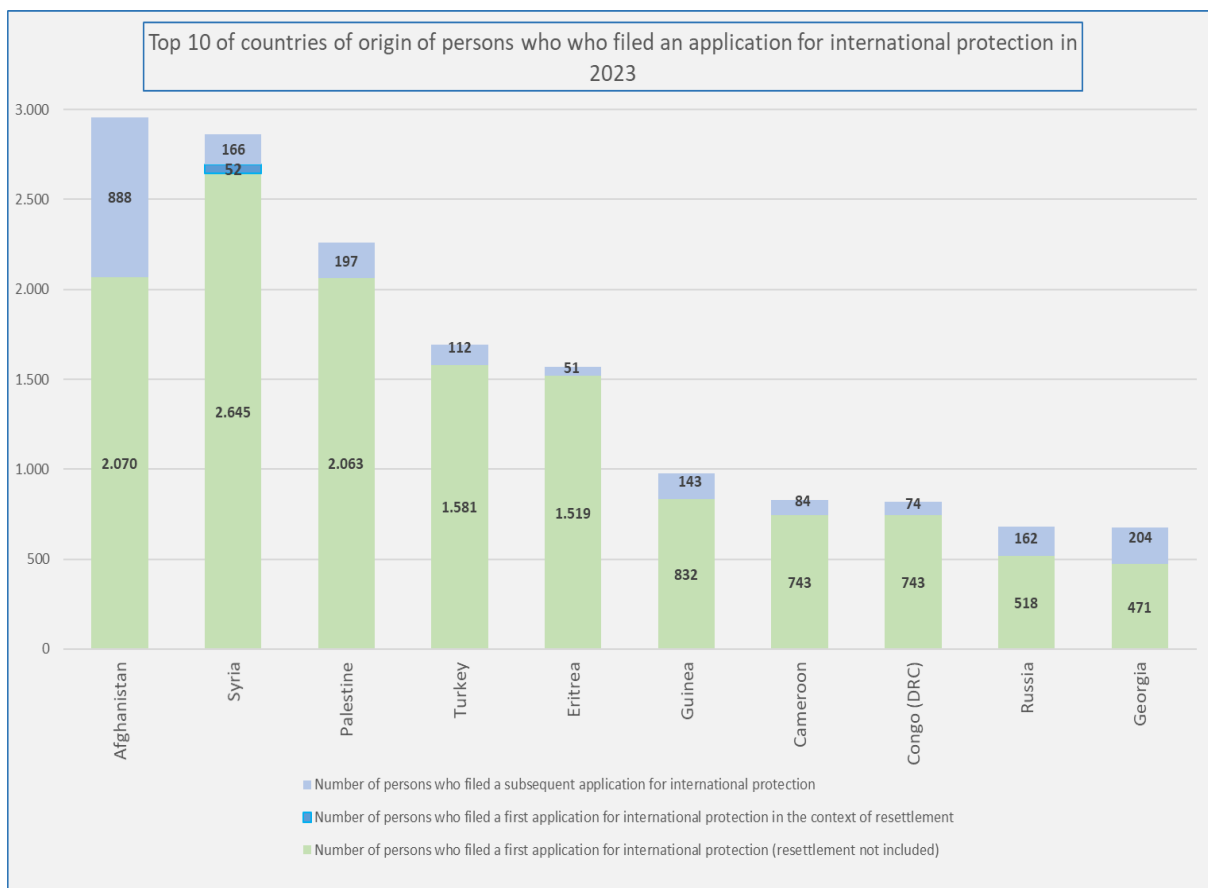


TOP 10 OF COUNTRIES OF ORIGIN (Source: Immigration Office)

Top 10 of countries of origin of persons who filed an application for international protection in September 2023					
	Country of origin	Total number of persons who filed an application for international protection	Number of persons who filed a first application for international protection (resettlement not included)	Number of persons who filed a first application for international protection in the context of resettlement	Number of persons who filed a subsequent application for international protection
1	Syria	521	500	10	11
2	Afghanistan	331	224	0	107
3	Turkey	300	288	0	12
4	Palestine	223	211	0	12
5	Guinea	154	136	0	18
6	Cameroon	143	137	0	6
7	Eritrea	131	129	0	2
8	Congo (DRC)	94	88	0	6
9	Russia	90	69	0	21
10	Moldova	86	51	0	35
	Other countries	1.181	923	10	248
	Total September	3.254	2.756	20	478



Top 10 of countries of origin of persons who who filed an application for international protection in 2023					
	Country of origin	Total number of persons who filed an application for international protection	Number of persons who filed a first application for international protection (resettlement not included)	Number of persons who filed a first application for international protection in the context of resettlement	Number of persons who filed a subsequent application for international protection
1	Afghanistan	2.958	2.070	0	888
2	Syria	2.863	2.645	52	166
3	Palestine	2.260	2.063	0	197
4	Turkey	1.693	1.581	0	112
5	Eritrea	1.570	1.519	0	51
6	Guinea	975	832	0	143
7	Cameroon	827	743	0	84
8	Congo (DRC)	817	743	0	74
9	Russia	680	518	0	162
10	Georgia	675	471	0	204
	Other countries	9.913	7.545	28	2.340
	Total 2023	25.231	20.730	80	4.421



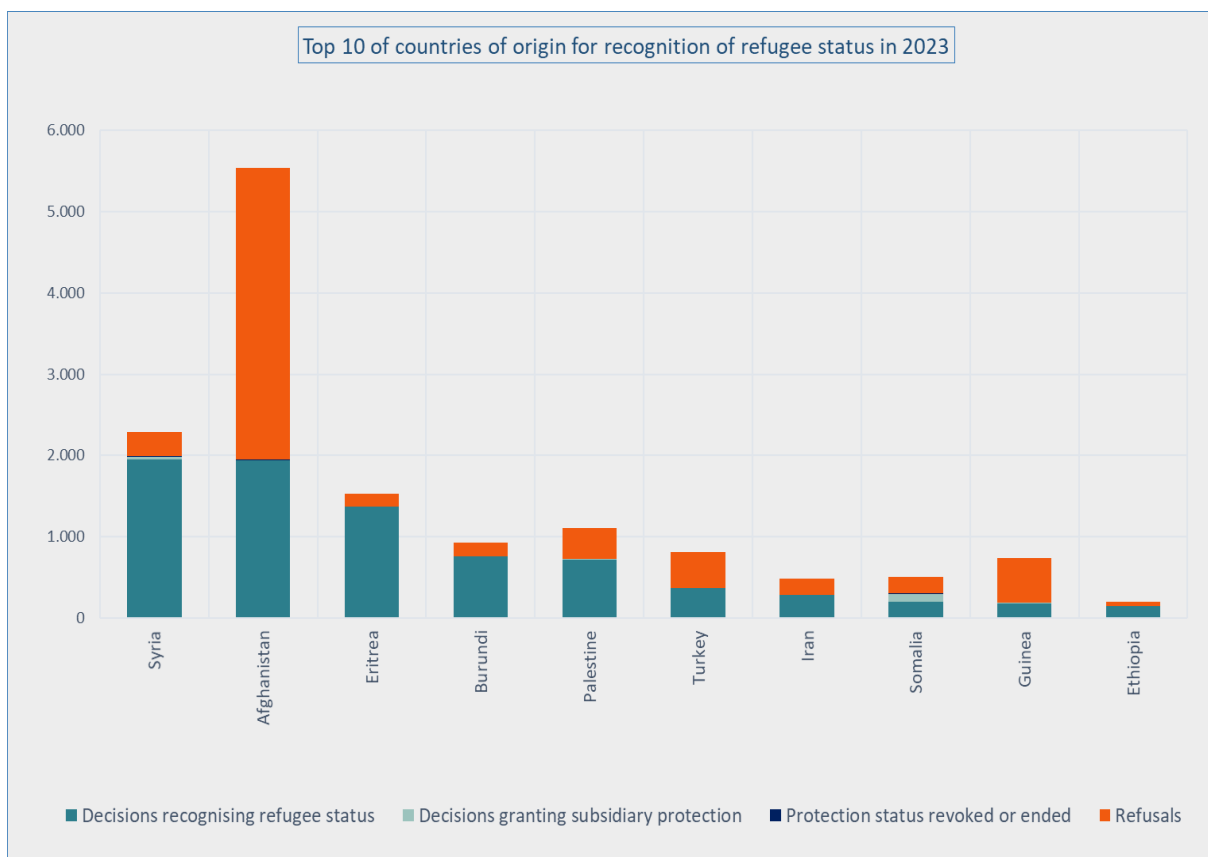
DECISIONS (Source: CGRS)

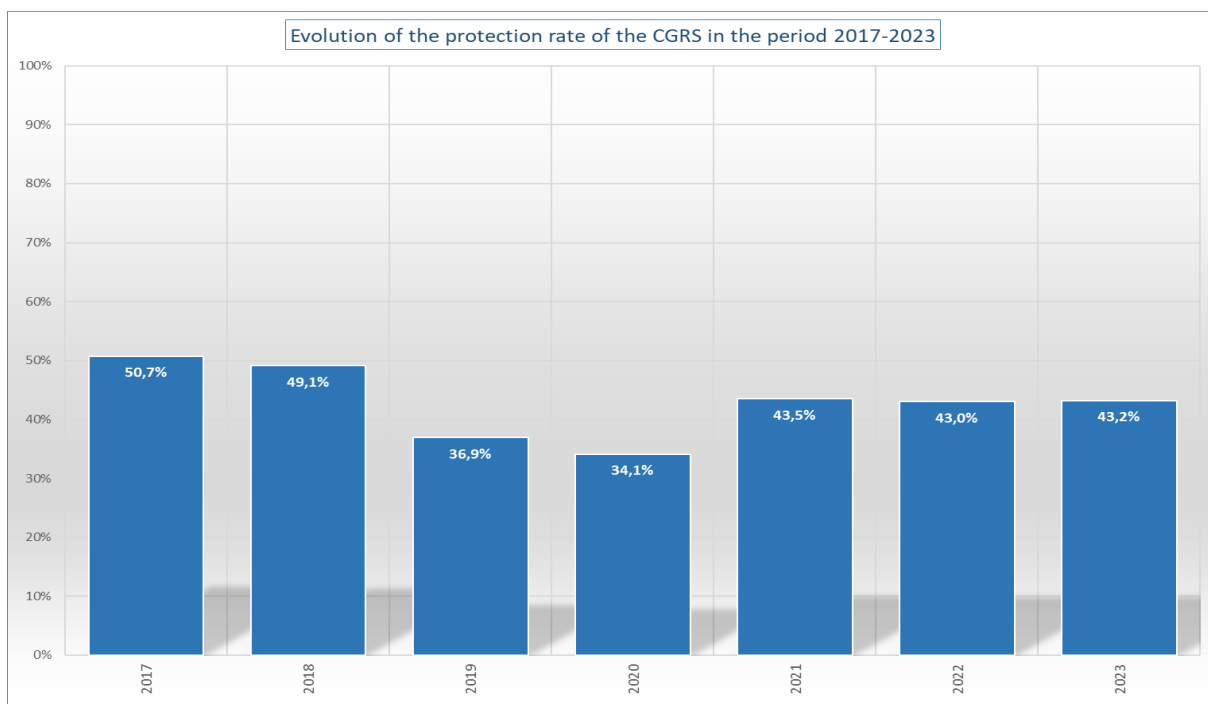
Number of persons who received a decision regarding their application for international protection													
Decisions	Jan	Feb	Mar	Apr	May	Jun	Jul	Aug	Sep	Oct	Nov	Dec	Tot
Intermediary decisions													
Number of persons for whom a further assessment (border) was decided + number of persons whose subsequent application was declared admissible	77	85	122	114	133	172	142	119	131				1.095
Final decisions													
Number of persons who received a decision granting refugee status	766	776	1.147	1.171	1.112	1.136	918	823	1.135				8.984
Number of persons who received a decision granting subsidiary protection status	41	48	38	37	36	25	17	19	33				294
Number of persons whose application was declared inadmissible	330	313	416	370	357	422	442	376	445				3.471
Number of persons whose application was considered manifestly unfounded	109	84	139	102	58	62	48	27	37				666
Number of persons who received a decision refusing refugee status and refusing subsidiary protection status	649	782	968	785	881	866	826	774	868				7.399
Number of persons whose status was ended or revoked	7	5	5	13	5	13	14	1	5				68
Total number of persons who received a decision regarding their application for international protection	1.979	2.093	2.835	2.592	2.582	2.696	2.407	2.139	2.654				21.977

Number of decisions (cases)													
Decisions	Jan	Feb	Mar	Apr	May	Jun	Jul	Aug	Sep	Oct	Nov	Dec	Tot
Intermediary decisions													
Further assessment (border) + subsequent application declared admissible	67	78	98	93	115	143	111	104	107				916
Final decisions													
Recognition of refugee status (RS)	653	644	917	975	947	950	789	663	908				7.446
Granting of subsidiary protection status (SP)	38	41	37	33	33	25	16	19	28				270
Application declared inadmissible	274	281	355	313	322	379	375	314	393				3.006
Application considered manifestly unfounded	74	50	105	73	44	46	34	17	23				466
Refusal of refugee status and refusal of subsidiary protection status	588	705	866	712	800	777	755	703	766				6.672
Protection status revoked or ended	7	5	5	12	5	12	14	1	5				66
Total number of decisions	1.701	1.804	2.383	2.211	2.266	2.332	2.094	1.821	2.230				18.842

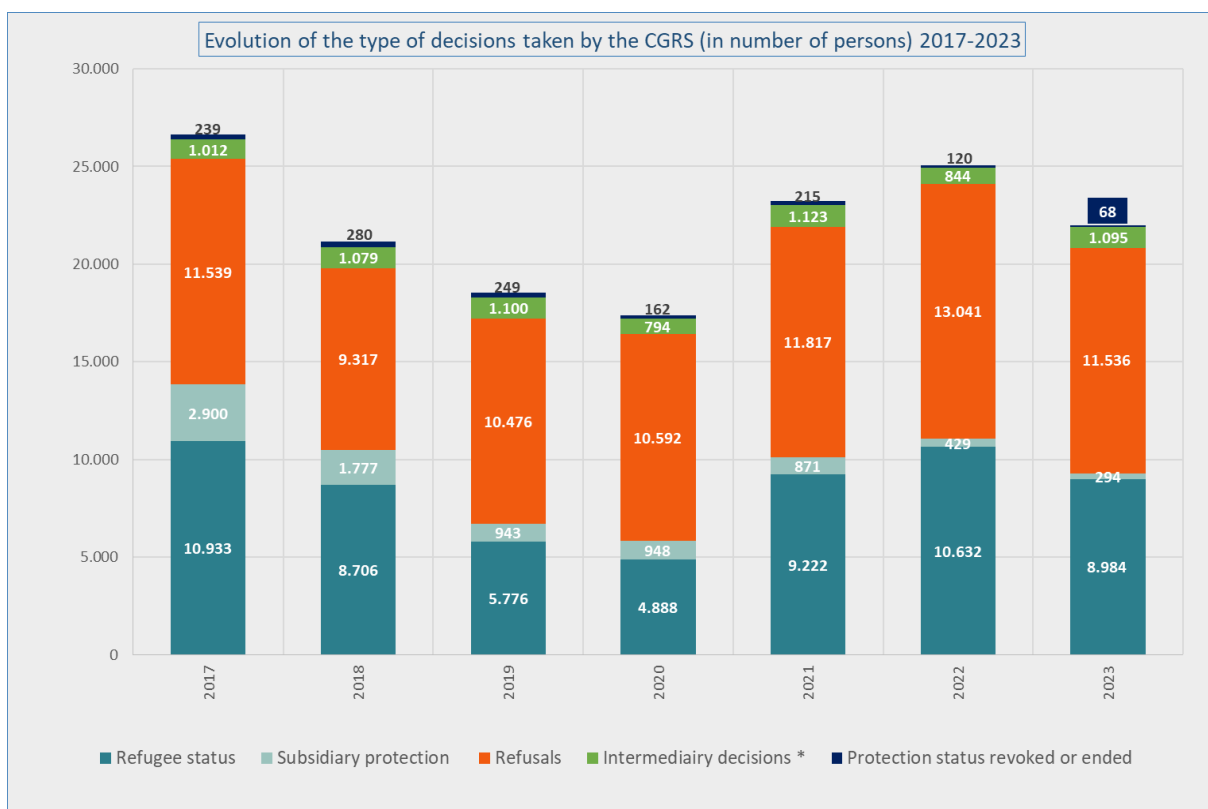
Top 10 of countries of origin for recognition of refugee status in 2023						
	Country of origin	Decisions recognising refugee status	Decisions granting subsidiary protection	Protection status revoked or ended	Refusals	Total number of final decisions *
1	Syria	1.954	29	8	300	2.291
2	Afghanistan	1.940	2	13	3.587	5.542
3	Eritrea	1.366	0	0	158	1.524
4	Burundi	758	1	1	164	924
5	Palestine	712	13	1	383	1.109
6	Turkey	368	0	4	440	812
7	Iran	287	0	1	199	487
8	Somalia	198	100	8	204	510
9	Guinea	182	2	4	552	740
10	Ethiopia	150	0	0	51	201
	Other countries	1.069	147	28	5.498	6.742
	Total 2023	8.984	294	68	11.536	20.882

* The decisions 'further assessment (border) and subsequent application declared admissible' are a kind of intermediary decision and are therefore **not included** in the final decisions.





* The protection rate is the percentage of applications leading to recognition of refugee status or granting of subsidiary protection status compared to the total number of final decisions (= total number of decisions – the intermediary decisions) - the number of files where the protection status was revoked or ended.



* 'Intermediary decisions' are the decisions 'further assessment (border) and subsequent application declared admissible.'

CASELOAD (Source: CGRS)

At the end of September 2023, the total workload amounted to **23,587** cases (28,229 persons). In view of the current inflow and the expansion of the workforce (more applications are being processed) 6,500 dossiers can be considered as a normal caseload. The actual backlog amounts to **17,087** cases.

