

## ASYLUM STATISTICS SEPTEMBER 2019

<b>SURVEY</b>		
<b>APPLICATIONS FOR INTERNATIONAL PROTECTION</b>	September 2019	2019
Number of persons who filed a first application for international protection *	2.234	16.960
Number of persons who filed a subsequent application for international protection	373	3.158
Total number of persons who filed an application for international protection	2.607	20.118
<b>DECISIONS</b>	September 2019	2019
<b>Intermediary decisions</b>		
Number of persons for whom a further assessment (border) was decided + number of persons whose subsequent application was declared admissible	80	802
<b>Final decisions</b>		
Number of persons who received a decision granting refugee status	368	4.298
Number of persons who received a decision granting subsidiary protection status	73	698
Number of persons whose application was declared inadmissible	372	2.809
Number of persons whose application was considered manifestly unfounded	82	451
Number of persons who received a decision refusing refugee status and refusing subsidiary protection status	365	3.580
<b>Number of persons whose status was ended or revoked</b>	<b>16</b>	<b>177</b>
<b>Total number of persons who received a decision regarding their application for international protection</b>	<b>1.356</b>	<b>12.815</b>
<b>CASELOAD</b>	End of September	
	9.172 cases	

\* This category contains both the applications filed at the border and those filed on the territory, as well as applications filed by persons who came to Belgium through resettlement (0 persons in September).

Date of publication: 9 October 2019

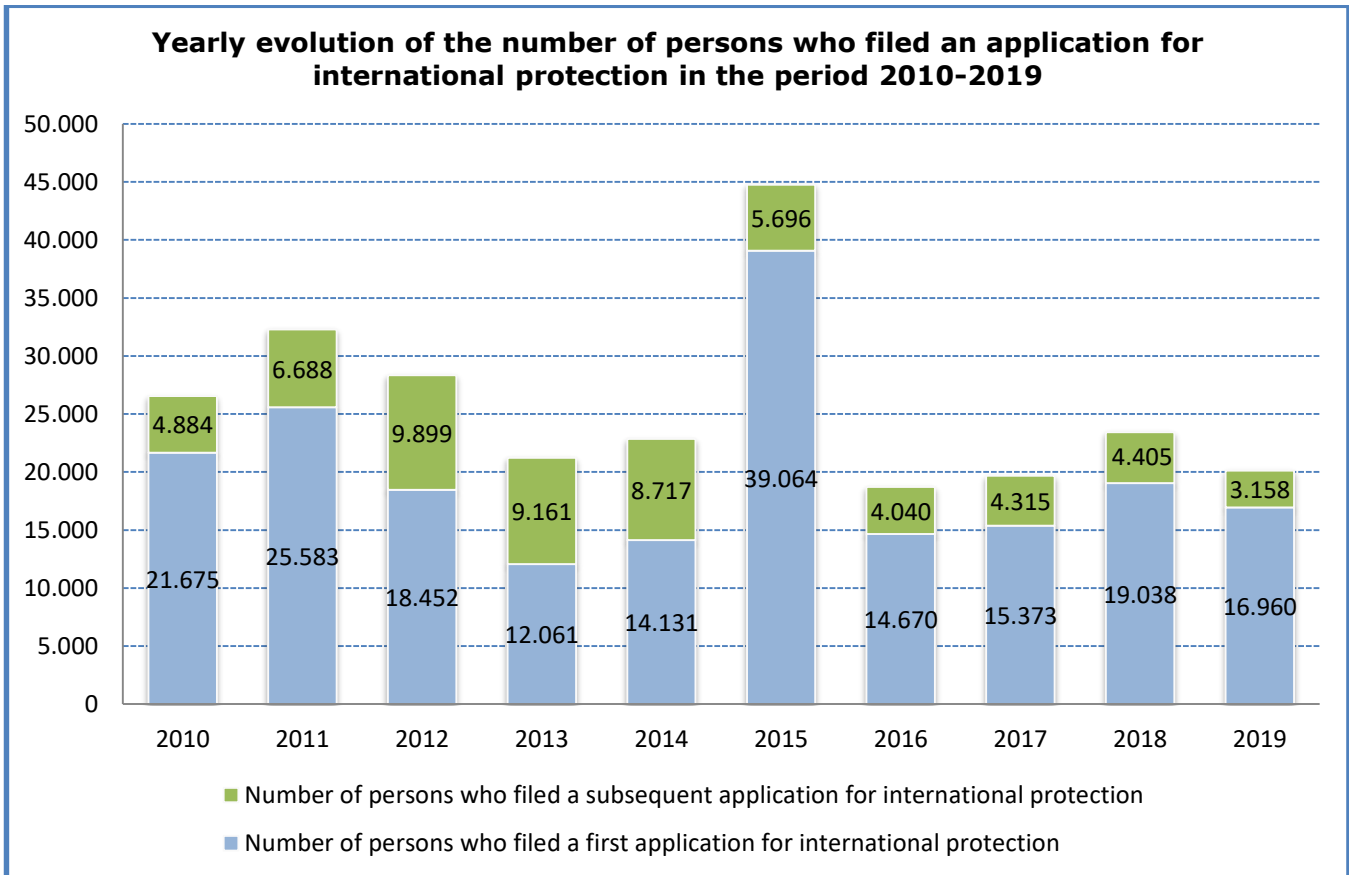
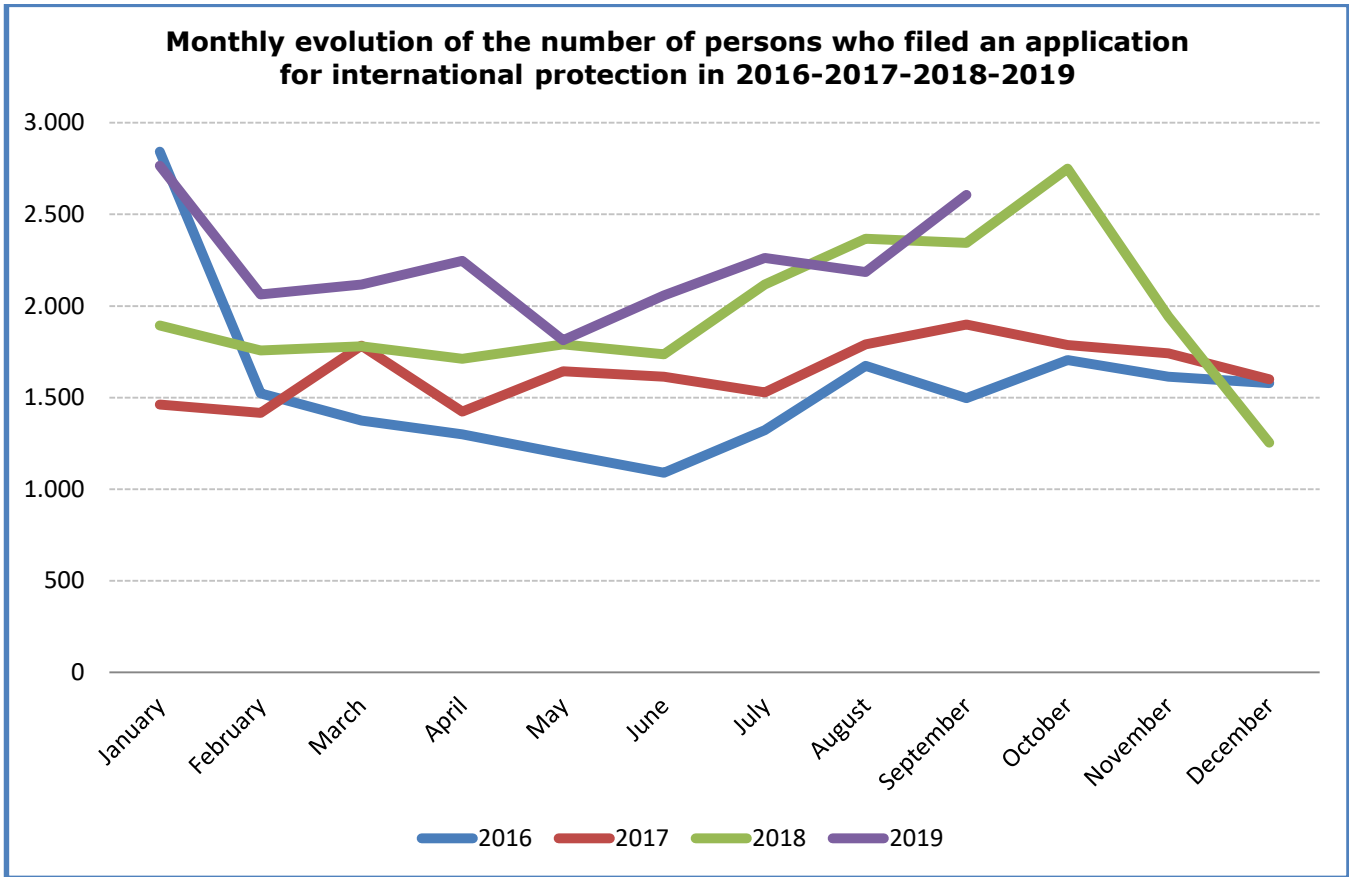
Contact person: Gabrielle BAES

[Gabrielle.Baes@ibz.fgov.be](mailto:Gabrielle.Baes@ibz.fgov.be)

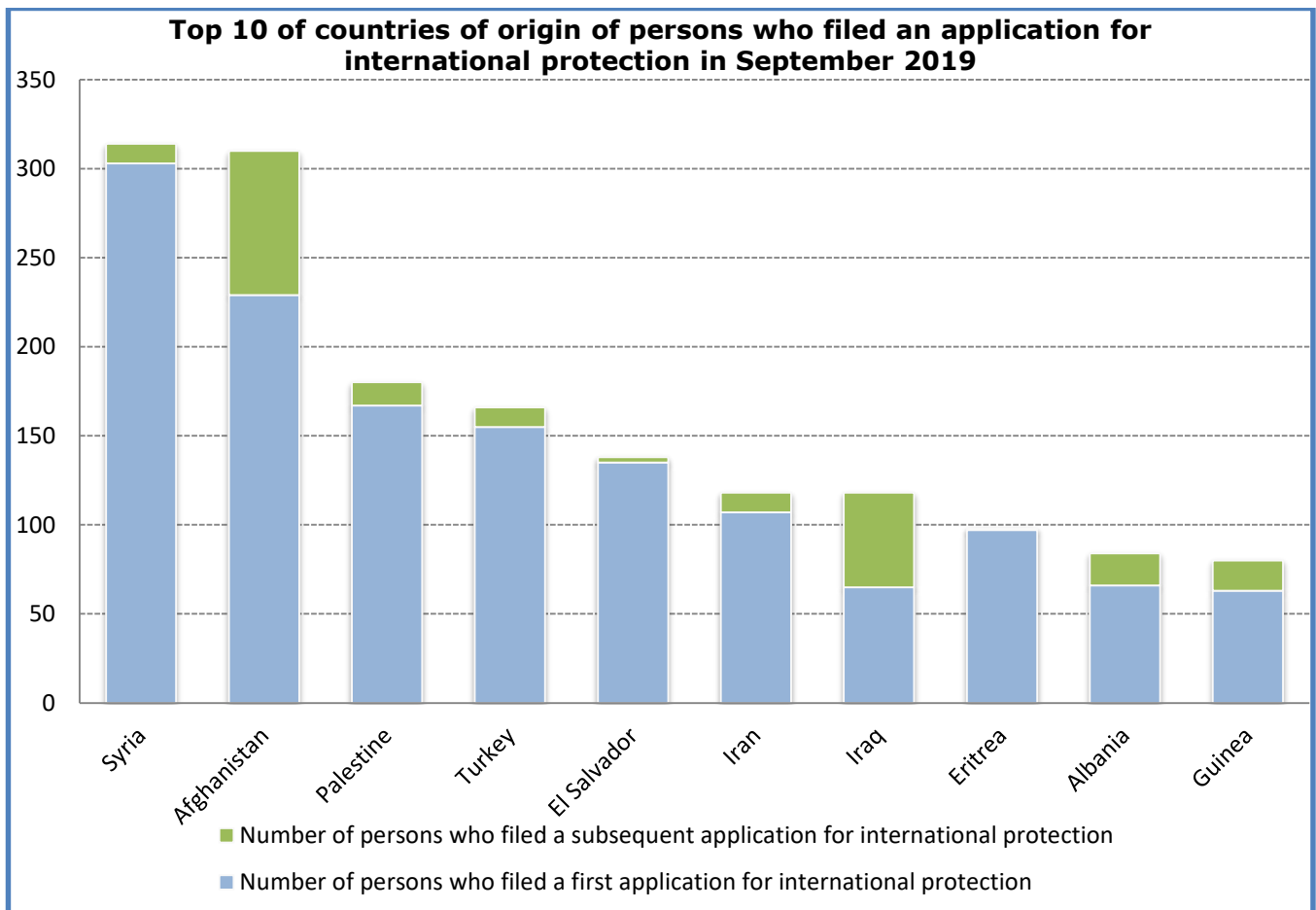
02 205 50 56

I. APPLICATIONS FOR INTERNATIONAL PROTECTION (Source: Immigration Office)

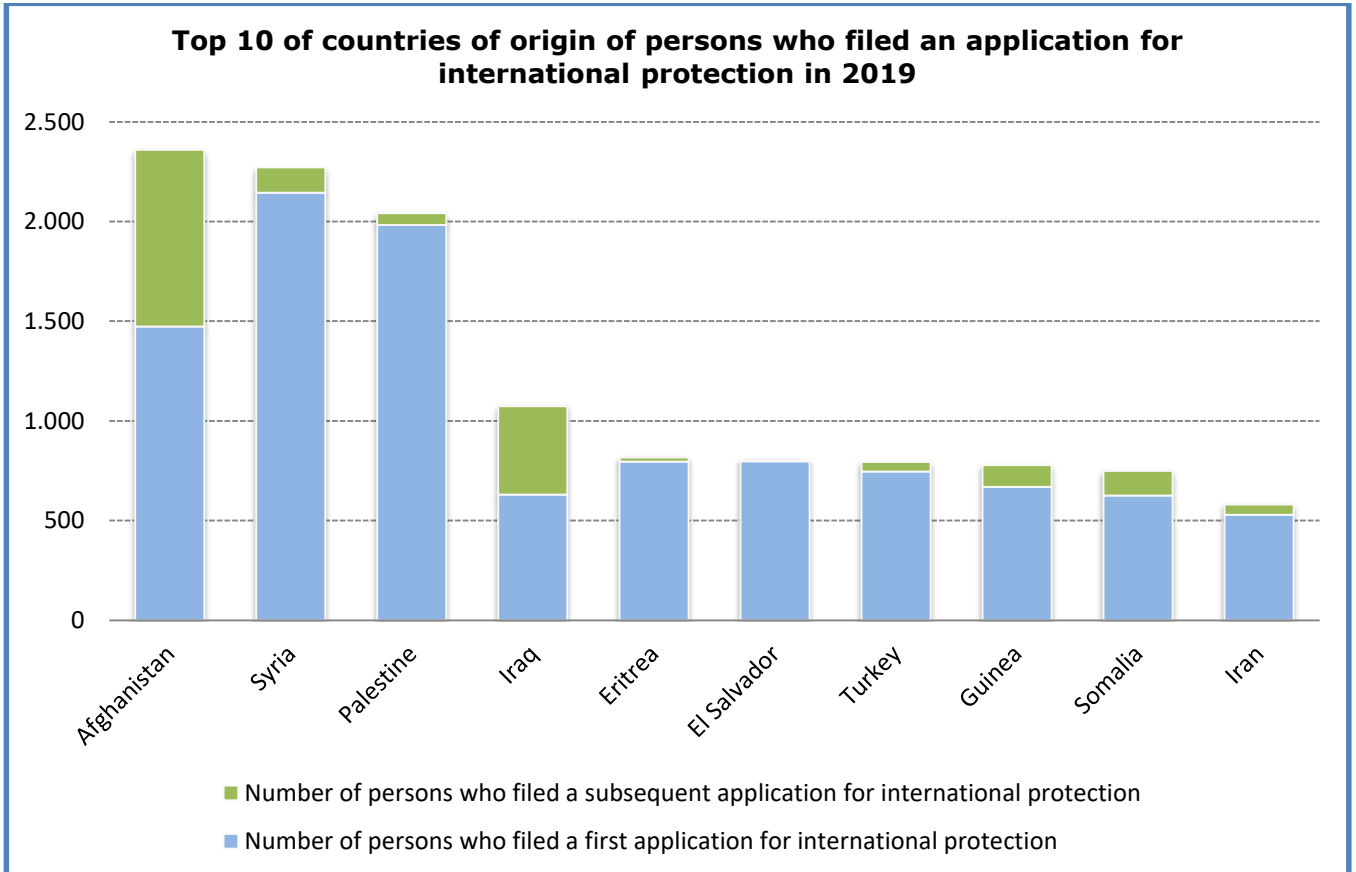
Number of persons who who filed an application for international protection in 2016,2017, 2018 and 2019							
	Total number of persons who filed an application for international protection 2016	Number of persons who filed a first application for international protection 2016	Number of persons who filed a subsequent application for international protection 2016		Total number of persons who filed an application for international protection 2017	Number of persons who filed a first application for international protection 2017	Number of persons who filed a subsequent application for international protection 2017
January	2.842	2.396	446	January	1.461	1.151	310
February	1.523	1.313	210	February	1.416	1.081	335
March	1.374	1.016	358	March	1.784	1.377	407
April	1.300	1.033	267	April	1.424	1.084	340
May	1.193	836	357	May	1.643	1.290	353
June	1.089	790	299	June	1.614	1.267	347
July	1.322	1.084	238	July	1.529	1.172	357
August	1.673	1.254	419	August	1.790	1.437	353
September	1.496	1.176	320	September	1.898	1.553	345
October	1.705	1.330	375	October	1.787	1.357	430
November	1.614	1.261	353	November	1.742	1.377	365
December	1.579	1.181	398	December	1.600	1.227	373
<b>Total</b>	<b>18.710</b>	<b>14.670</b>	<b>4.040</b>	<b>Total</b>	<b>19.688</b>	<b>15.373</b>	<b>4.315</b>
	Total number of persons who filed an application for international protection 2018	Number of persons who filed a first application for international protection 2018	Number of persons who filed a subsequent application for international protection 2018		Total number of persons who filed an application for international protection 2019	Number of persons who filed a first application for international protection 2019	Number of persons who filed a subsequent application for international protection 2019
January	1.893	1.458	435	January	2.765	2.272	493
February	1.757	1.369	388	February	2.063	1.665	398
March	1.779	1.344	435	March	2.118	1.755	363
April	1.711	1.323	388	April	2.247	1.878	369
May	1.791	1.320	471	May	1.813	1.502	311
June	1.737	1.352	385	June	2.058	1.772	286
July	2.117	1.812	305	July	2.262	1.937	325
August	2.368	1.943	425	August	2.185	1.945	240
September	2.345	2.004	341	September	2.607	2.234	373
October	2.750	2.360	390	October			
November	1.942	1.672	270	November			
December	1.253	1.081	172	December			
<b>Total</b>	<b>23.443</b>	<b>19.038</b>	<b>4.405</b>	<b>Total</b>	<b>20.118</b>	<b>16.960</b>	<b>3.158</b>



<b>Top 10 of countries of origin of persons who filed an application for international protection in September 2019</b>			
<b>Country of origin</b>	<b>Total number of persons who filed an application for international protection</b>	<b>Number of persons who filed a first application for international protection</b>	<b>Number of persons who filed a subsequent application for international protection</b>
1 Syria	314	303	11
2 Afghanistan	310	229	81
3 Palestine	180	167	13
4 Turkey	166	155	11
5 El Salvador	138	135	3
6 Iran	118	107	11
7 Iraq	118	65	53
8 Eritrea	98	97	1
9 Albania	84	66	18
10 Guinea	80	63	17
Other countries	1.001	847	154
<b>Total September</b>	<b>2.607</b>	<b>2.234</b>	<b>373</b>



<b>Top 10 of countries of origin of persons who who filed an application for international protection in 2019</b>			
<b>Country of origin</b>	<b>Total number of persons who filed an application for international protection</b>	<b>Number of persons who filed a first application for international protection</b>	<b>Number of persons who filed a subsequent application for international protection</b>
1 Afghanistan	2.359	1.473	886
2 Syria	2.271	2.145	126
3 Palestine	2.041	1.982	59
4 Iraq	1.073	631	442
5 Eritrea	817	796	21
6 El Salvador	801	798	3
7 Turkey	794	746	48
8 Guinea	778	669	109
9 Somalia	749	625	124
10 Iran	581	529	52
Other countries	7.854	6.566	1.288
<b>Total 2019</b>	<b>20.118</b>	<b>16.960</b>	<b>3.158</b>



## II. DECISIONS (Source: CGRS)

Number of persons who received a decision regarding their application for international protection													
Decisions	Jan	Feb	Mar	Apr	May	Jun	Jul	Aug	Sep	Oct	Nov	Dec	Tot
<b>Intermediary decisions</b>													
Number of persons for whom a further assessment (border) was decided + number of persons whose subsequent application was declared admissible	101	98	89	90	63	102	84	95	80				802
<b>Final decisions</b>													
Number of persons who received a decision granting refugee status	419	560	610	449	584	426	587	295	368				4.298
Number of persons who received a decision granting subsidiary protection status	110	78	75	89	74	68	79	52	73				698
Number of persons whose application was declared inadmissible	333	347	320	230	253	310	269	375	372				2.809
Number of persons whose application was considered manifestly unfounded	8	4	66	55	79	57	52	48	82				451
Number of persons who received a decision refusing refugee status and refusing subsidiary protection status	344	446	492	405	402	411	441	274	365				3.580
<b>Number of persons whose status was ended or revoked</b>	20	24	25	12	27	22	13	18	16				177
<b>Total number of persons who received a decision regarding their application for international protection</b>	1.335	1.557	1.677	1.330	1.482	1.396	1.525	1.157	1.356	0	0	0	12.815

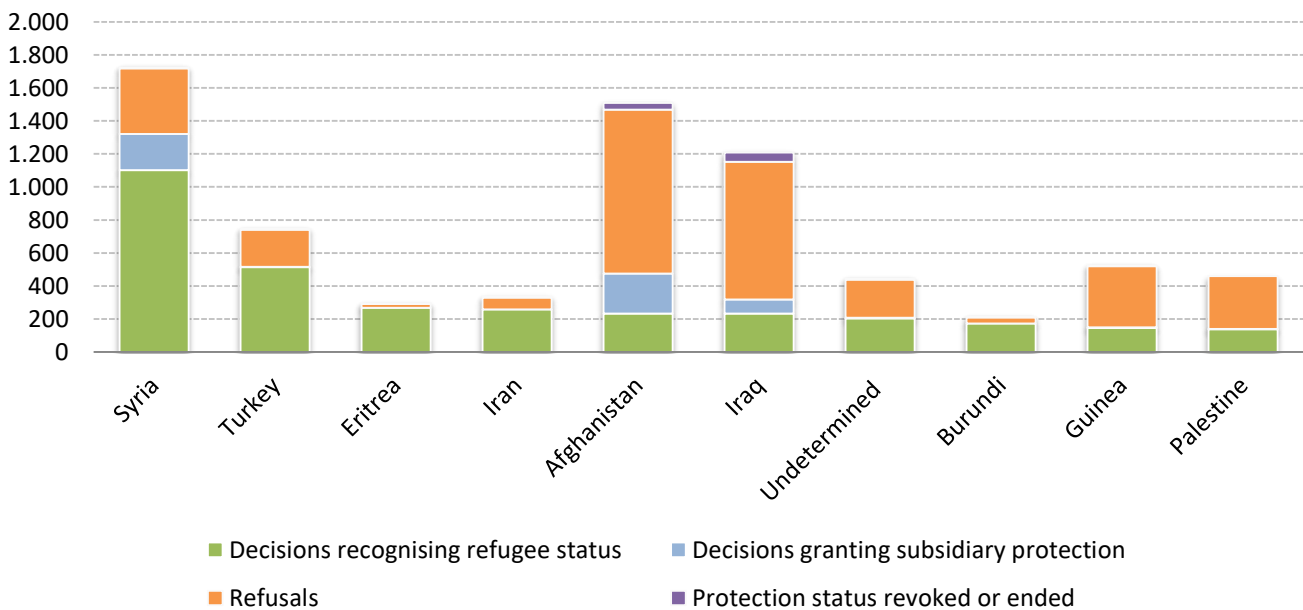
Number of decisions (cases)													
Decisions	Jan	Feb	Mar	Apr	May	Jun	Jul	Aug	Sep	Oct	Nov	Dec	Tot
<b>Intermediary decisions</b>													
further assessment (border) + subsequent application declared admissible	90	81	75	70	54	87	75	66	57				655
<b>Final decisions</b>													
Recognition of refugee status (RS)	334	401	445	363	418	332	414	237	304				3.248
Granting of subsidiary protection status (SP)	86	59	67	66	65	58	63	42	60				566
Application declared inadmissible	294	281	286	211	216	277	253	319	307				2.444
Application considered manifestly unfounded	5	3	52	40	51	45	39	34	62				331
Refusal of refugee status and refusal of subsidiary protection status	298	365	409	336	344	339	364	230	311				2.996
<b>Protection status revoked or ended</b>	17	20	21	12	24	20	13	18	16				161
<b>Total number of decisions</b>	1.124	1.210	1.355	1.098	1.172	1.158	1.221	946	1.117	0	0	0	10.401

### Top 10 of countries of origin for recognition of refugee status in 2019

Country of origin	Decisions recognising refugee status	Decisions granting subsidiary protection	Protection status revoked or ended	Refusals	Total number of final decisions *
1 Syria	1.101	220	4	398	1.723
2 Turkey	513	2	5	225	745
3 Eritrea	268	0	3	23	294
4 Iran	258	0	5	72	335
5 Afghanistan	233	242	41	994	1.510
6 Iraq	233	84	56	836	1.209
7 Undetermined	203	5	6	230	444
8 Burundi	173	0	1	37	211
9 Guinea	146	3	2	370	521
10 Palestine	138	1	0	320	459
Other countries	1.032	141	54	3.335	4.562
<b>Totaal 2019</b>	<b>4.298</b>	<b>698</b>	<b>177</b>	<b>6.840</b>	<b>12.013</b>

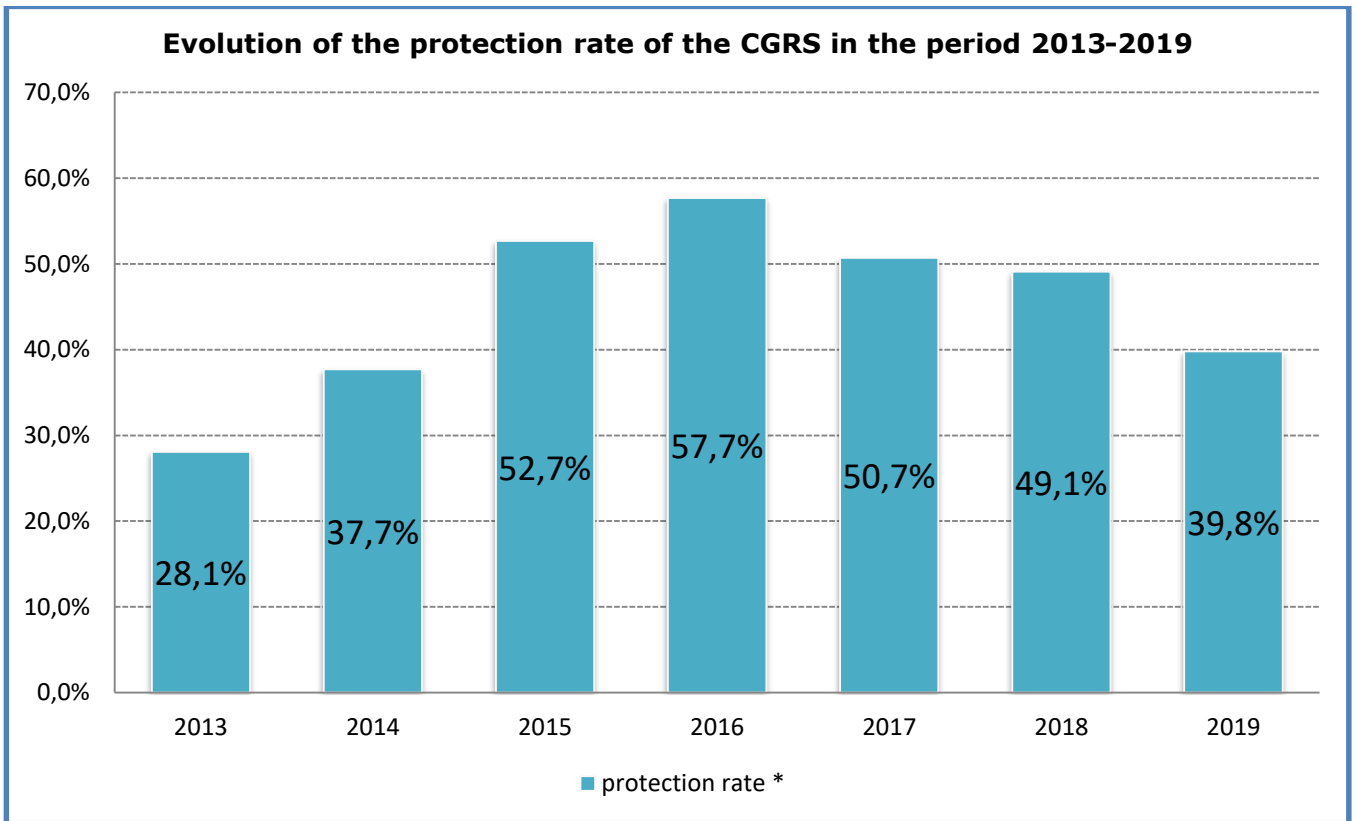
\* The decisions 'further assessment (border) and subsequent application declared admissible' are a kind of intermediary decision and are therefore **not included** in the final decisions.

### Top 10 of countries of origin for recognition of refugee status in 2019

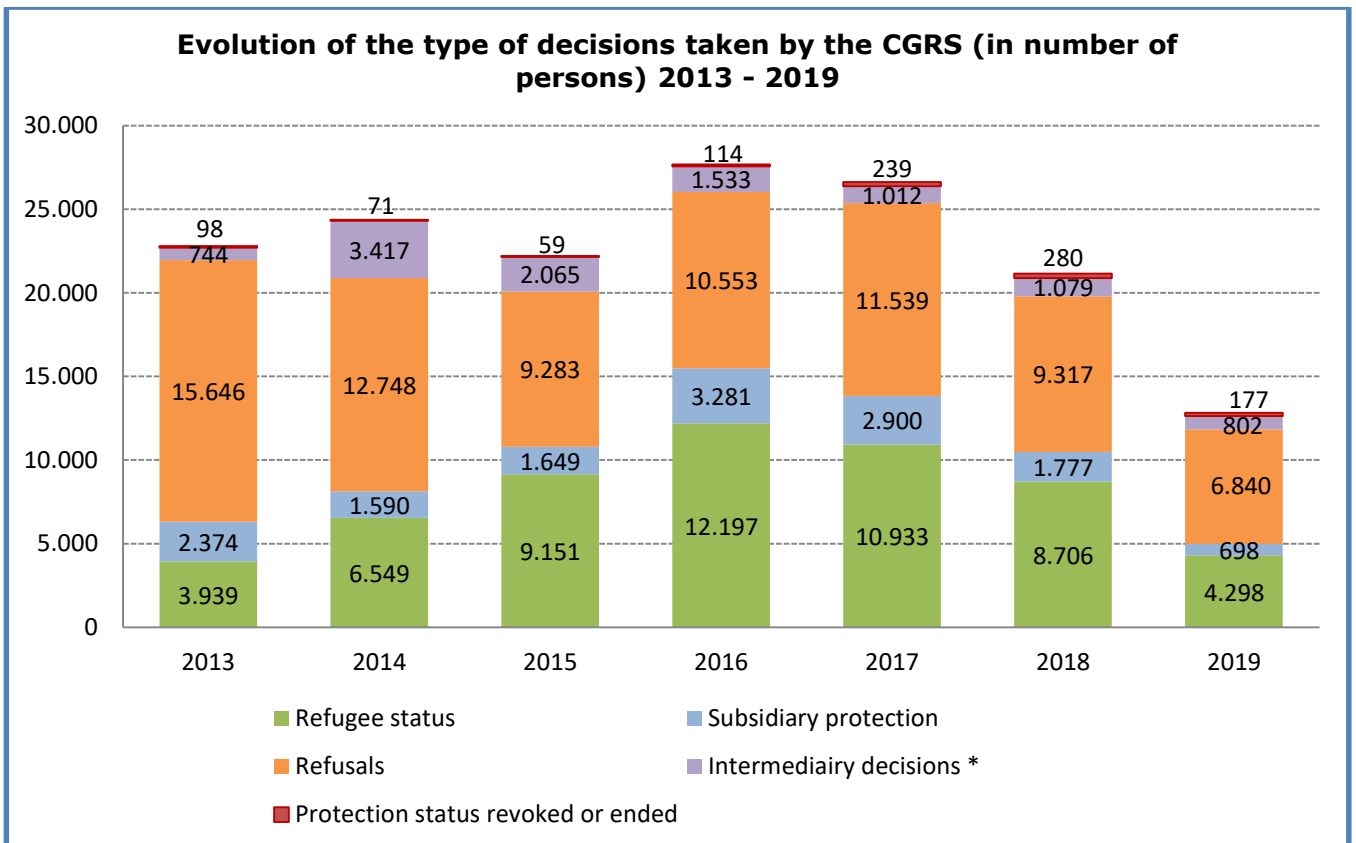


'Undetermined' includes persons whose nationality could not be ascertained, stateless persons,...





\* The protection rate is the percentage of applications leading to recognition of refugee status or granting of subsidiary protection status compared to the total number of final decisions (= total number of decisions - the intermediary decisions) - the number of files where the protection status was revoked or ended.



\* 'Intermediary decisions' are the decisions 'further assessment (border) and subsequent application declared admissible.'

### III. CASELOAD (Source: CGRS)

At the end of September 2019, the total caseload of the CGRS amounted to **9,172** asylum dossiers (11,710 persons). As a normal caseload corresponds to **4,200** dossiers, the actual backlog amounts to **4,972** dossiers.

