



ASYLUM STATISTICS OCTOBER 2024

SURVEY

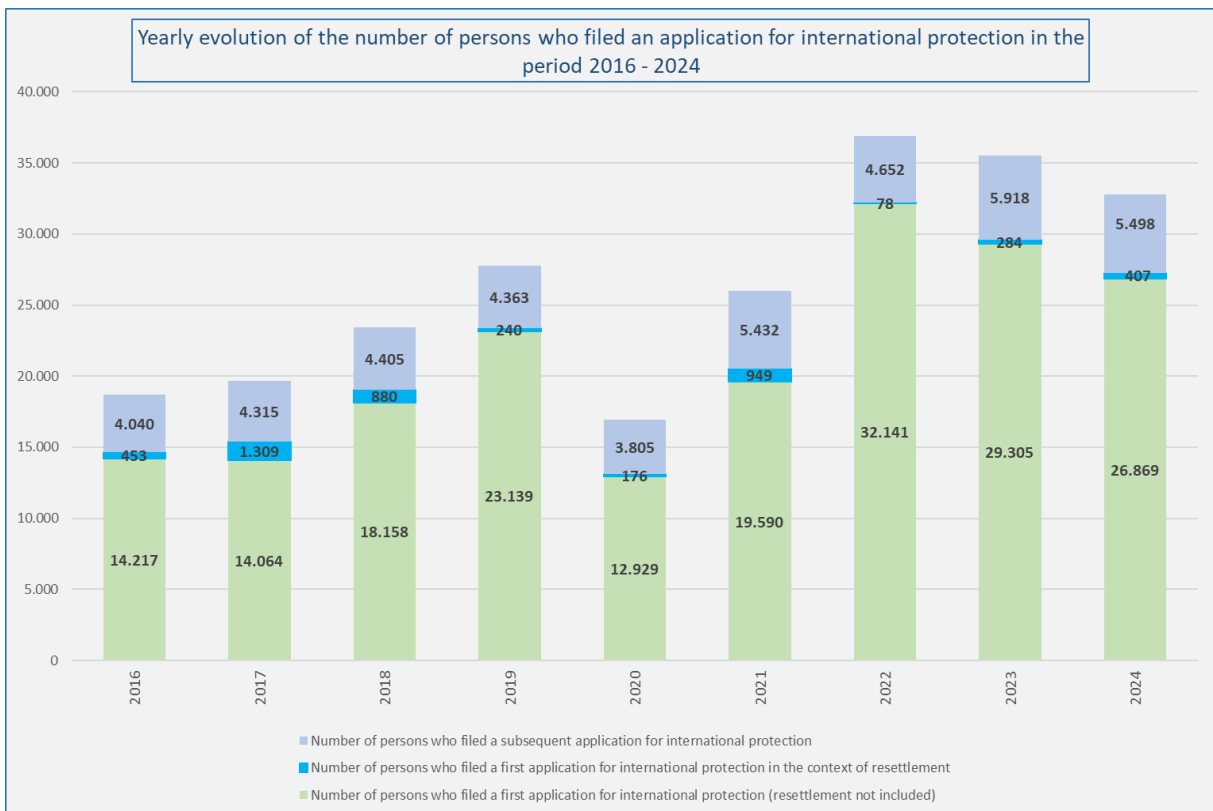
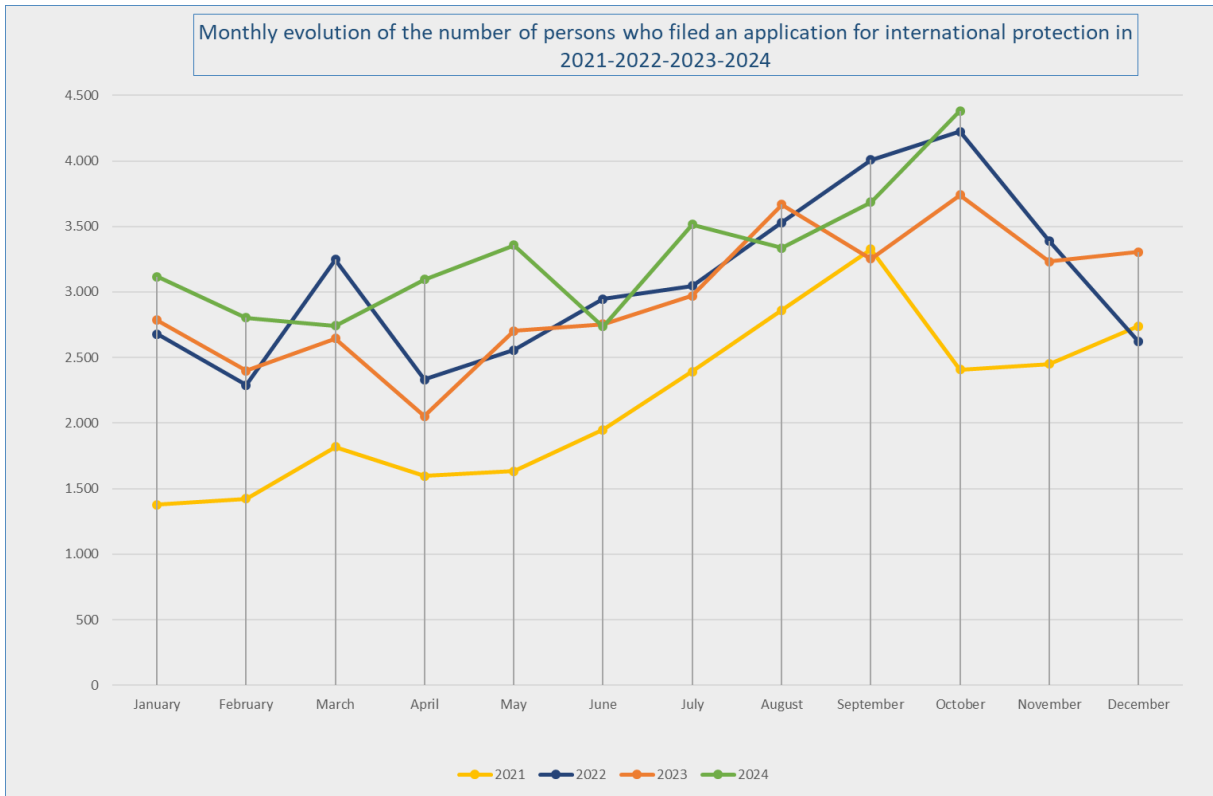
APPLICATIONS FOR INTERNATIONAL PROTECTION		October 2024	2024
Number of persons who filed a first application for international protection (resettlement not included)		3.639	26.869
Number of persons who filed a first application for international protection in the context of resettlement		60	407
Number of persons who filed a subsequent application for international protection		684	5.498
Total number of persons who filed an application for international protection		4.383	32.774
DECISIONS		October 2024	2024
Intermediary decisions			
Number of persons for whom a further assessment (border) was decided + number of persons whose subsequent application was declared admissible		88	1.027
Final decisions			
Number of persons who received a decision granting refugee status		1.751	13.388
Number of persons who received a decision granting subsidiary protection status		58	471
Number of persons whose application was declared inadmissible		394	3.834
Number of persons whose application was considered manifestly unfounded		72	765
Number of persons who received a decision refusing refugee status and refusing subsidiary protection status		1.159	9.305
Number of persons whose status was ended or revoked		14	48
Total number of persons who received a decision regarding their application for international protection		3.536	28.838
CASELOAD		End of October 2024	
		26.863 cases	

Date of publication: November 2024

Contact: CGRA-CGVS.Communication@ibz.be

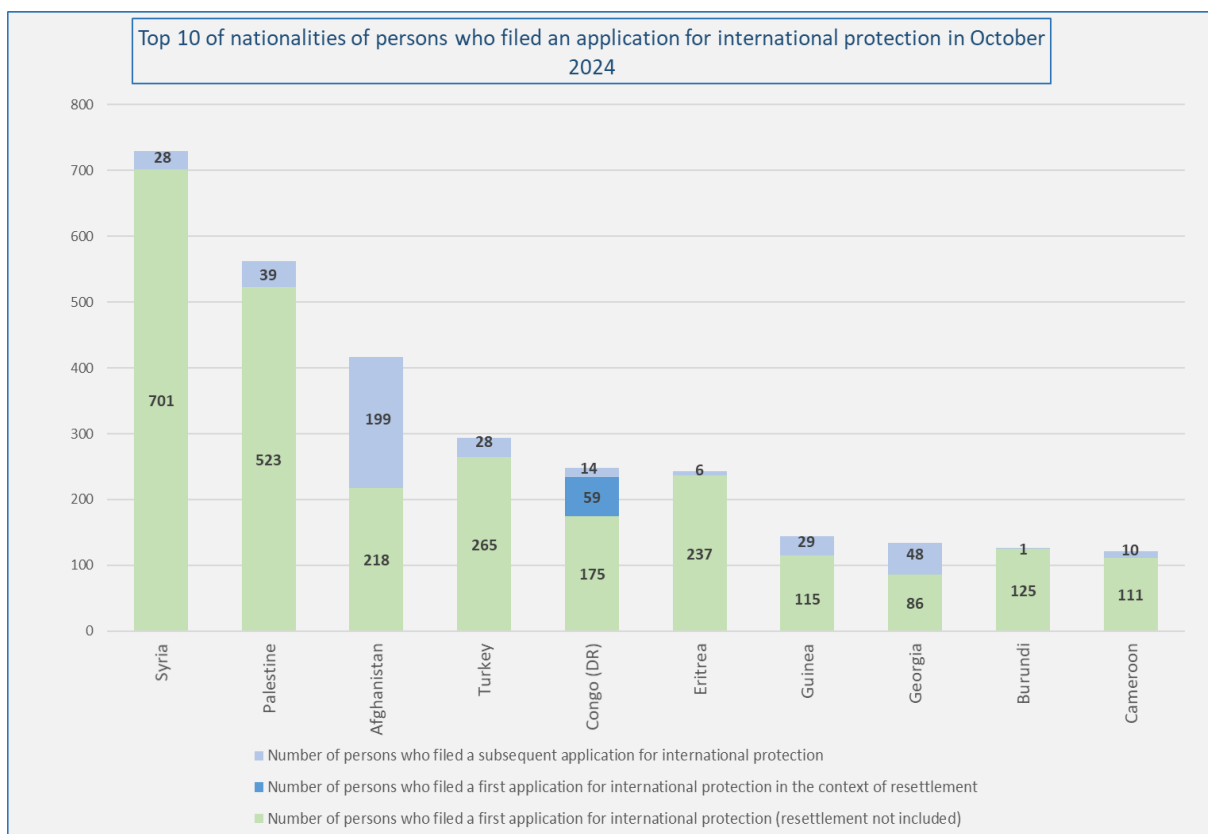
APPLICATIONS FOR INTERNATIONAL PROTECTION (Source: Immigration Office)

Number of persons who filed an application for international protection in 2023 and 2024				
2023	Total number of persons who filed an application for international protection 2023	Number of persons who filed a first application for international protection 2023 (resettlement not included)	Number of persons who filed a first application for international protection 2023 in the context of resettlement	Number of persons who filed a subsequent application for international protection 2023
January	2.785	2.286	8	491
February	2.399	1.944	0	455
March	2.644	2.038	10	596
April	2.053	1.628	0	425
May	2.703	2.237	0	466
June	2.755	2.231	15	509
July	2.972	2.479	0	493
August	3.666	3.131	27	508
September	3.254	2.756	20	478
October	3.740	3.124	102	514
November	3.232	2.733	9	490
December	3.304	2.718	93	493
Total	35.507	29.305	284	5.918
2024	Total number of persons who filed an application for international protection 2024	Number of persons who filed a first application for international protection 2024 (resettlement not included)	Number of persons who filed a first application for international protection 2024 in the context of resettlement	Number of persons who filed a subsequent application for international protection 2024
January	3.117	2.595	11	511
February	2.804	2.217	42	545
March	2.743	2.173	76	494
April	3.095	2.561	0	534
May	3.356	2.651	100	605
June	2.738	2.188	44	506
July	3.515	2.907	74	534
August	3.337	2.810	0	527
September	3.686	3.128	0	558
October	4.383	3.639	60	684
November				
December				
Total	32.774	26.869	407	5.498



TOP 10 OF COUNTRIES OF ORIGIN (Source: Immigration Office)

Top 10 of nationalities of persons who filed an application for international protection in October 2024					
	Nationality	Total number of persons who filed an application for international protection	Number of persons who filed a first application for international protection (resettlement not included)	Number of persons who filed a first application for international protection in the context of resettlement	Number of persons who filed a subsequent application for international protection
1	Syria	729	701	0	28
2	Palestine	562	523	0	39
3	Afghanistan	417	218	0	199
4	Turkey	293	265	0	28
5	Congo (DR)	248	175	59	14
6	Eritrea	243	237	0	6
7	Guinea	144	115	0	29
8	Georgia	134	86	0	48
9	Burundi	126	125	0	1
10	Cameroon	121	111	0	10
	Other countries	1.366	1.083	1	282
	Total October	4.383	3.639	60	684

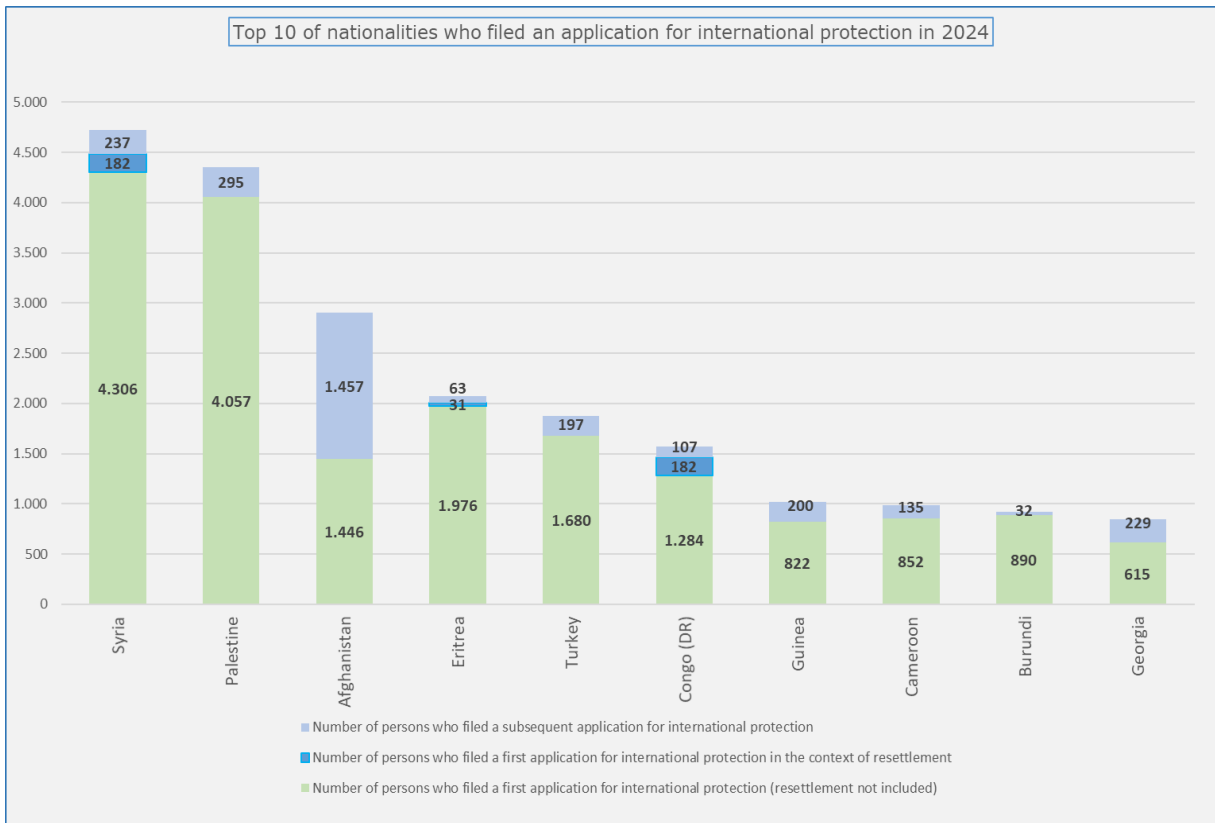




Top 5 nationalities applicants for international protection
declaring to be unaccompanied foreign minors at the time of
lodging the application in October 2024

	Nationality	Number of persons
1	Syria	67
2	Afghanistan	61
3	Eritrea	45
4	Guinea	24
5	Somalia	19
	Other countries	87
	Total October	303

Top 10 of nationalities who filed an application for international protection in 2024					
	Nationality	Total number of persons who filed an application for international protection	Number of persons who filed a first application for international protection (resettlement not included)	Number of persons who filed a first application for international protection in the context of resettlement	Number of persons who filed a subsequent application for international protection
1	Syria	4.725	4.306	182	237
2	Palestine	4.352	4.057	0	295
3	Afghanistan	2.903	1.446	0	1.457
4	Eritrea	2.070	1.976	31	63
5	Turkey	1.877	1.680	0	197
6	Congo (DR)	1.573	1.284	182	107
7	Guinea	1.022	822	0	200
8	Cameroon	987	852	0	135
9	Burundi	922	890	0	32
10	Georgia	844	615	0	229
	Other countries	11.499	8.941	12	2.546
	Total 2024	32.774	26.869	407	5.498



Top 5 nationalities applicants for international protection declaring to be NBMV (unaccompanied foreign minors) at the time of filing the application in 2024	
Nationality	Number of persons
1 Eritrea	421
2 Syria	334
3 Afghanistan	314
4 Guinea	142
5 Palestine	132
Other countries	604
Total 2024	1,947

All the applicants who declared themselves unaccompanied foreign minors at the time of lodging the application for international protection are charged even if they are later found not to be minors based on the results of an age assessment.

At the beginning of the month of November, out of 1,947 applicants declaring themselves unaccompanied foreign minors, 639 were considered to be an adult after the age assessment. This brings the number of applicants considered to be unaccompanied foreign minors to 1,308.

The age assessment was not yet completed for all requested medical tests.

DECISIONS (Source: CGRS)

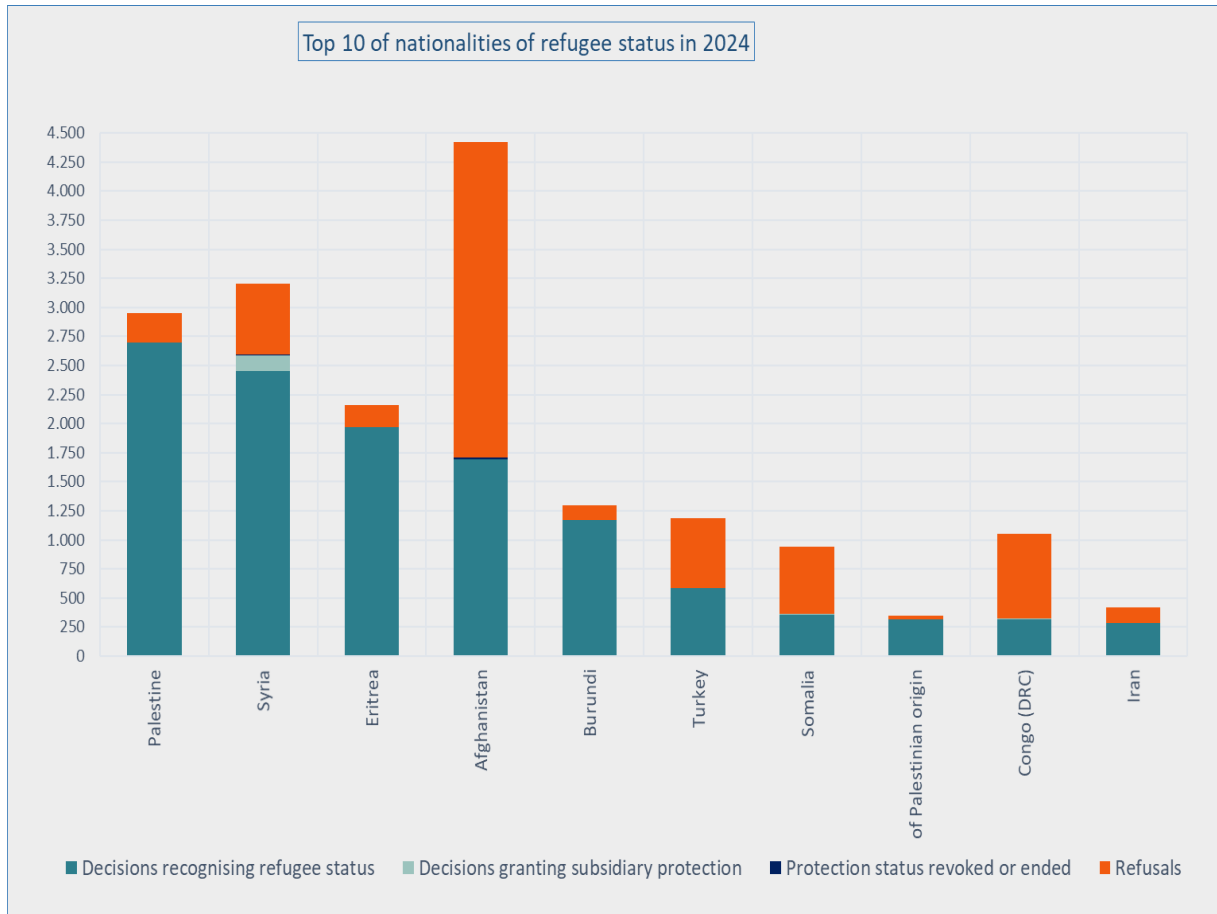
Number of persons who received a decision regarding their application for international protection													
Decisions	Jan	Feb	Mar	Apr	May	Jun	Jul	Aug	Sep	Oct	Nov	Dec	Tot
Intermediary decisions													
Number of persons for whom a further assessment (border) was decided + number of persons whose subsequent application was declared admissible	109	129	110	92	84	105	105	106	99	88			1.027
Final decisions													
Number of persons who received a decision granting refugee status	1.051	1.074	1.281	1.188	1.353	1.583	1.491	1.261	1.355	1.751			13.388
Number of persons who received a decision granting subsidiary protection status	45	46	43	39	48	49	40	44	59	58			471
Number of persons whose application was declared inadmissible	378	403	405	373	342	379	441	342	377	394			3.834
Number of persons whose application was considered manifestly unfounded	47	62	110	49	66	132	80	76	71	72			765
Number of persons who received a decision refusing refugee status and refusing subsidiary protection status	717	967	934	934	937	964	1.051	772	870	1.159			9.305
Number of persons whose status was ended or revoked	3	2	3	0	3	4	9	4	6	14			48
Total number of persons who received a decision regarding their application for international protection	2.350	2.683	2.886	2.675	2.833	3.216	3.217	2.605	2.837	3.536			28.838



Decisions	Number of decisions (cases)												Tot
	Jan	Feb	Mar	Apr	May	Jun	Jul	Aug	Sep	Oct	Nov	Dec	
Intermediary decisions													
Further assessment (border) + subsequent application declared admissible	91	106	82	77	70	92	93	79	85	71			846
Final decisions													
Recognition of refugee status (RS)	834	884	1.001	913	1.040	1.234	1.115	968	1.077	1.291			10.357
Granting of subsidiary protection status (SP)	41	39	39	37	40	44	35	32	49	46			402
Application declared inadmissible	304	355	361	324	313	336	384	300	327	330			3.334
Application considered manifestly unfounded	33	36	80	35	44	95	60	56	54	51			544
Refusal of refugee status and refusal of subsidiary protection status	641	842	796	787	778	825	875	653	741	961			7.899
Protection status revoked or ended	3	2	3	0	3	4	9	4	6	13			47
Total number of decisions	1.947	2.264	2.362	2.173	2.288	2.630	2.571	2.092	2.339	2.763			23.429

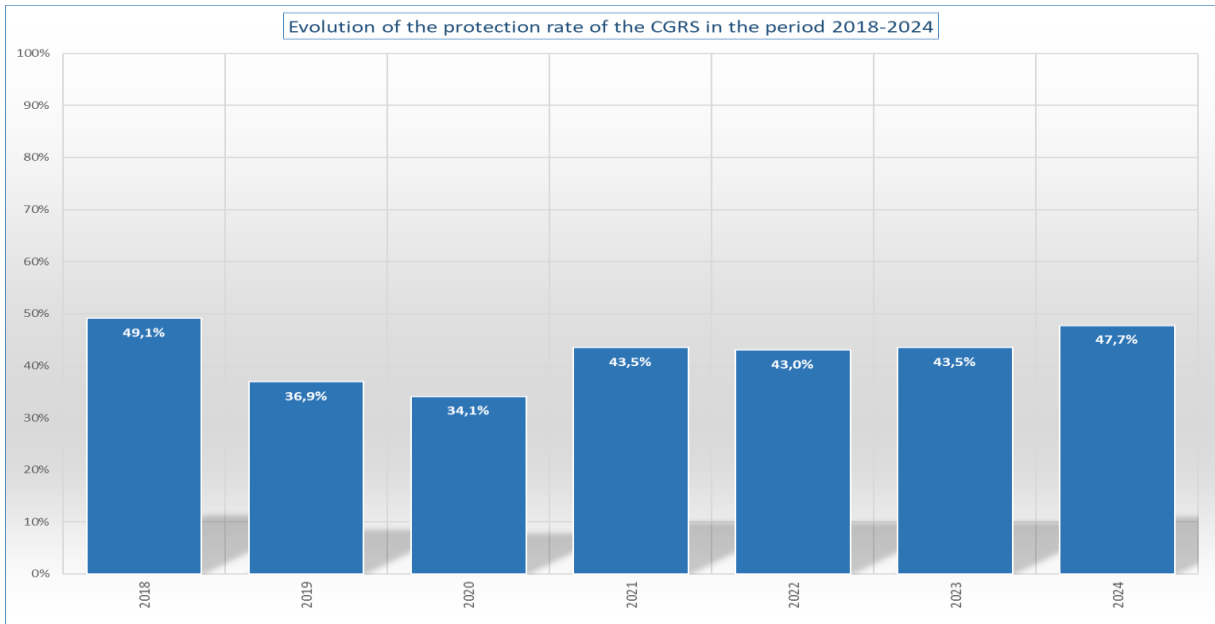
Top 10 of nationalities of refugee status in 2024						
	Nationality	Decisions recognising refugee status	Decisions granting subsidiary protection	Protection status revoked or ended	Refusals	Total number of final decisions *
1	Palestine	2.699	0	0	252	2.951
2	Syria	2.451	138	6	609	3.204
3	Eritrea	1.970	1	1	186	2.158
4	Afghanistan	1.693	0	16	2.709	4.418
5	Burundi	1.172	0	2	126	1.300
6	Turkey	585	0	0	604	1.189
7	Somalia	353	7	0	579	939
8	of Palestinian origin	318	0	0	26	344
9	Congo (DRC)	315	6	4	730	1.055
10	Iran	282	0	0	139	421
	Other countries	1.550	319	19	7.944	9.832
	Total 2024	13.388	471	48	13.904	27.811

* The decisions 'further assessment (border) and subsequent application declared admissible' are a kind of intermediary decision and are therefore **not included** in the final decisions.

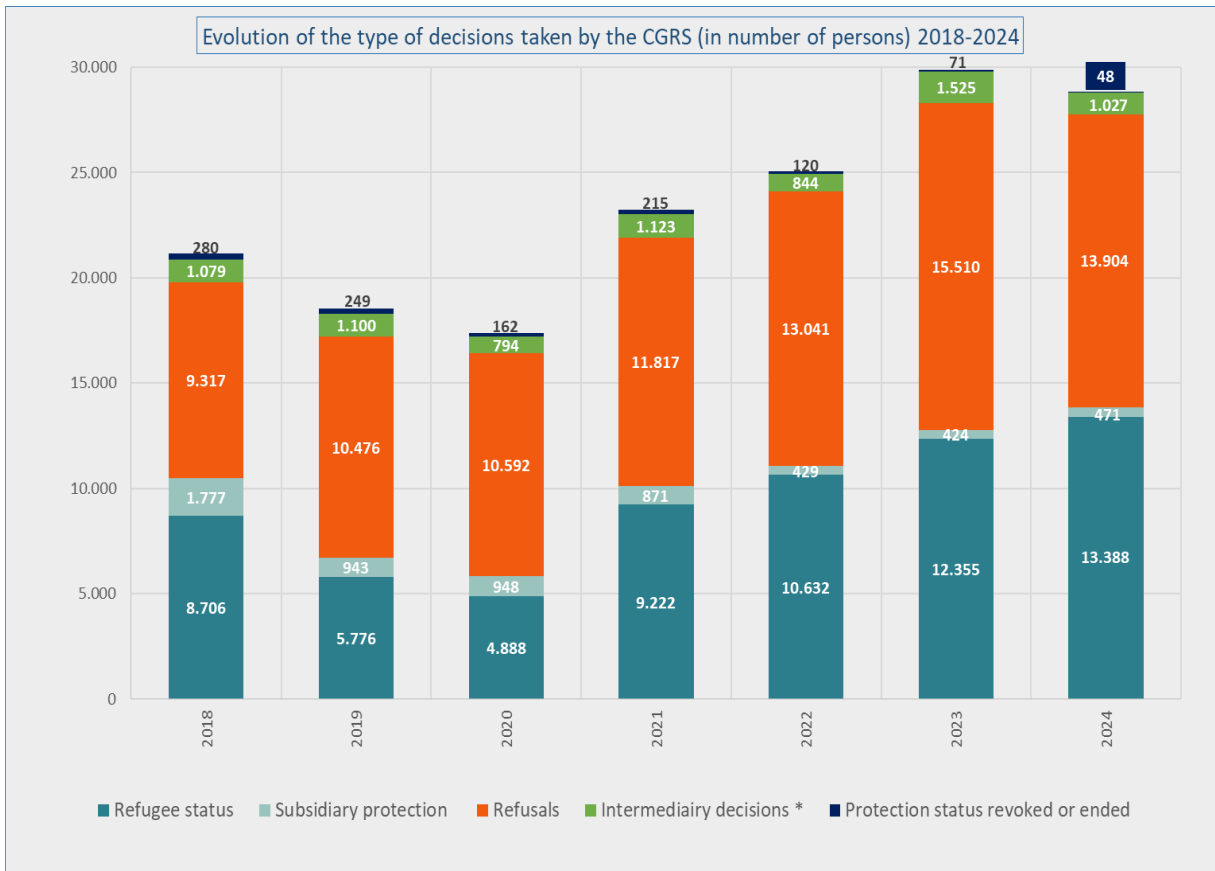


Top 5 nationalities of refugee status in 2024 for unaccompanied foreign minors who were still minors at the time of the decision					
	Nationality	Decisions recognising refugee status	Decisions granting subsidiary protection	Refusals	Total number of final decisions
1	Syria	250	8	4	262
2	Afghanistan	229	0	292	521
3	Eritrea	144	0	1	145
4	Palestine	58	0	1	59
5	Somalia	39	1	31	71
	Other countries	79	8	112	199
	Total 2024	799	17	441	1.257





* The protection rate is the percentage of applications leading to recognition of refugee status or granting of subsidiary protection status compared to the total number of final decisions (= total number of decisions – the intermediary decisions) - the number of files where the protection status was revoked or ended.



* 'Intermediary decisions' are the decisions 'further assessment (border) and subsequent application declared admissible.'

CASELOAD (Source: CGRS)

At the end of October 2024, the total workload amounted to **26,863** cases (33,014 persons). In view of the current inflow and the expansion of the workforce (more applications are being processed) 6,500 dossiers can be considered as a normal caseload. The actual backlog amounts to **20,363** cases.

