

ASYLUM STATISTICS MAY 2020

SURVEY

APPLICATIONS FOR INTERNATIONAL PROTECTION	May 2020	2020
Number of persons who filed a first application for international protection *	225	5.155
Number of persons who filed a subsequent application for international protection	164	1.315
Total number of persons who filed an application for international protection	389	6.470
DECISIONS	May 2020	2020
Intermediary decisions		
Number of persons for whom a further assessment (border) was decided + number of persons whose subsequent application was declared admissible	29	406
Final decisions		
Number of persons who received a decision granting refugee status	585	2.335
Number of persons who received a decision granting subsidiary protection status	53	415
Number of persons whose application was declared inadmissible	91	2.335
Number of persons whose application was considered manifestly unfounded	20	241
Number of persons who received a decision refusing refugee status and refusing subsidiary protection status	360	2.632
Number of persons whose status was ended or revoked	13	94
Total number of persons who received a decision regarding their application for international protection	1.151	8.458
CASELOAD	End of May	
	10.671 cases	

* This category contains both the applications filed at the border and those filed on the territory, as well as applications filed by persons who came to Belgium through resettlement (0 persons in May).

Date of publication: June 2020

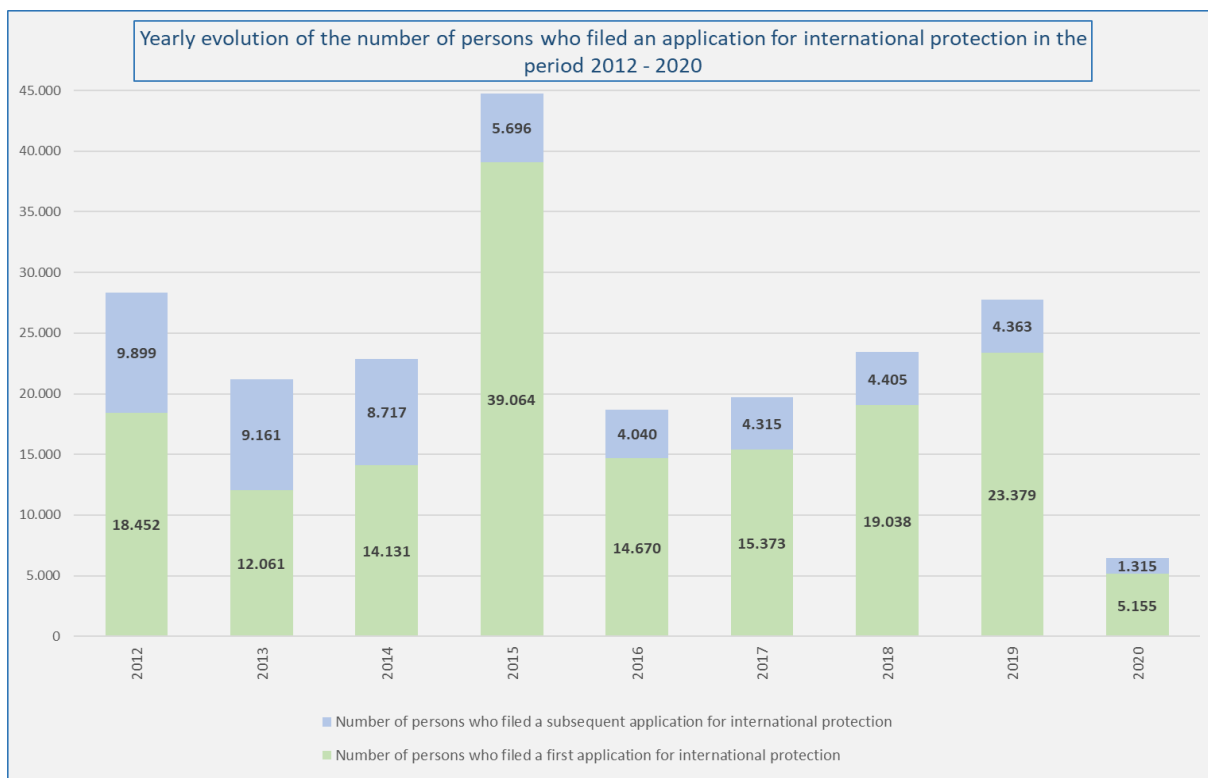
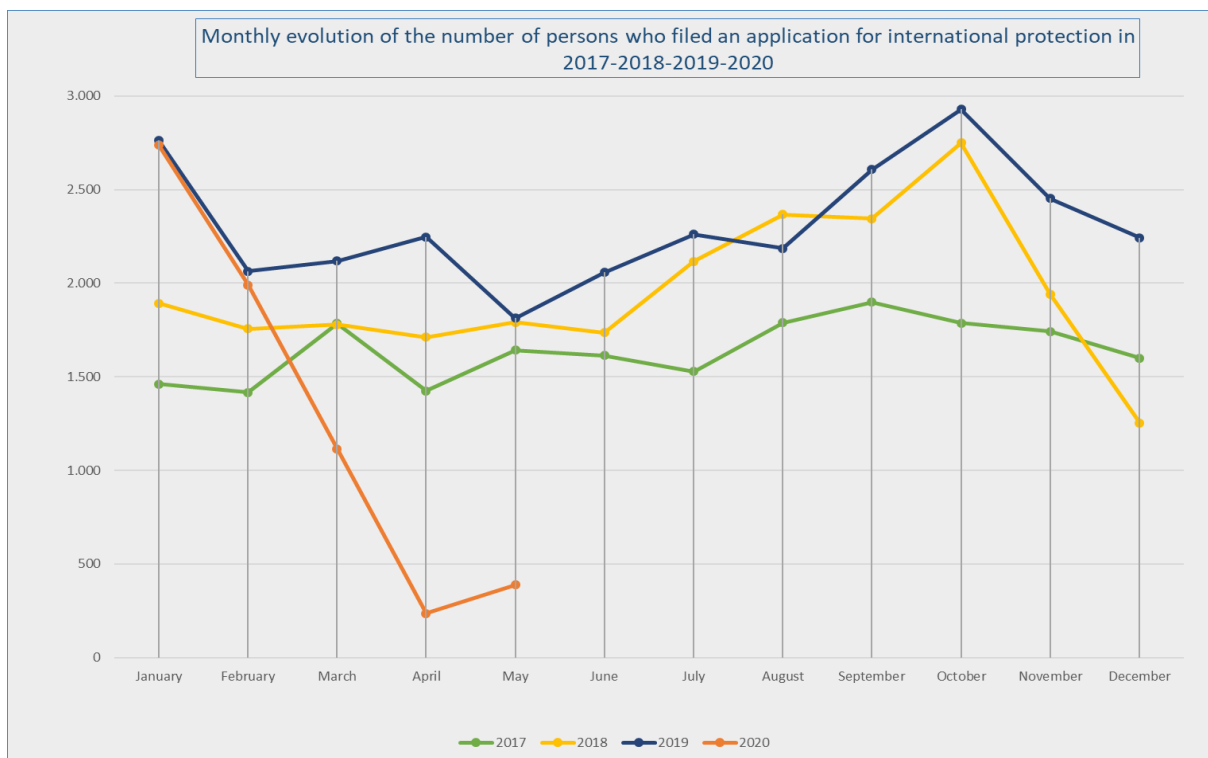
Contact person : Damien Dermaux

Damien.Dermaux@ibz.fgov.be

02 205 54 83

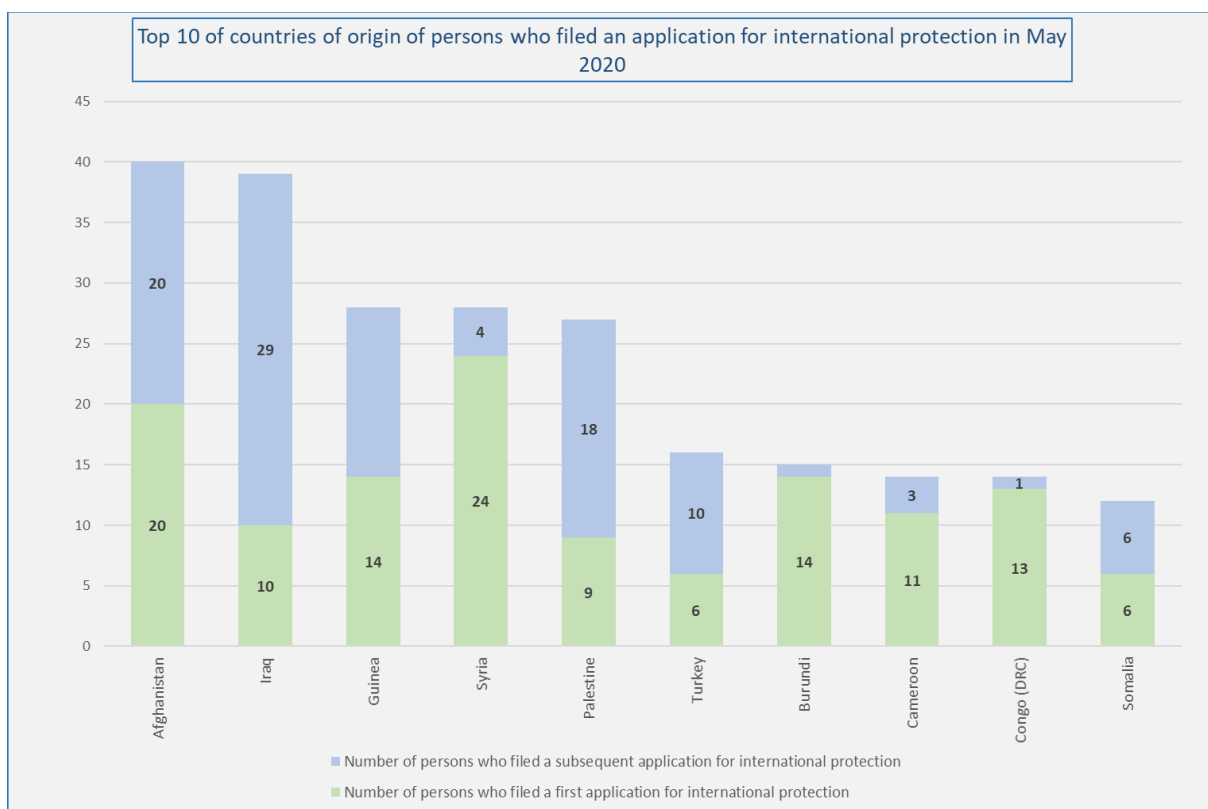
APPLICATIONS FOR INTERNATIONAL PROTECTION (Source: Immigration Office)

Number of persons who who filed an application for international protection in 2017,2018, 2019 and 2020							
	Total number of persons who filed an application for international protection 2017	Number of persons who filed a first application for international protection 2017	Number of persons who filed a subsequent application for international protection 2017		Total number of persons who filed an application for international protection 2018	Number of persons who filed a first application for international protection 2018	Number of persons who filed a subsequent application for international protection 2018
January	1.461	1.151	310	January	1.893	1.458	435
February	1.416	1.081	335	February	1.757	1.369	388
March	1.784	1.377	407	March	1.779	1.344	435
April	1.424	1.084	340	April	1.711	1.323	388
May	1.643	1.290	353	May	1.791	1.320	471
June	1.614	1.267	347	June	1.737	1.352	385
July	1.529	1.172	357	July	2.117	1.812	305
August	1.790	1.437	353	August	2.368	1.943	425
September	1.898	1.553	345	September	2.345	2.004	341
October	1.787	1.357	430	October	2.750	2.360	390
November	1.742	1.377	365	November	1.942	1.672	270
December	1.600	1.227	373	December	1.253	1.081	172
Total	19.688	15.373	4.315	Total	23.443	19.038	4.405
	Total number of persons who filed an application for international protection 2019	Number of persons who filed a first application for international protection 2019	Number of persons who filed a subsequent application for international protection 2019		Total number of persons who filed an application for international protection 2020	Number of persons who filed a first application for international protection 2020	Number of persons who filed a subsequent application for international protection 2020
January	2.765	2.272	493	January	2.739	2.235	504
February	2.063	1.665	398	February	1.990	1.626	364
March	2.118	1.755	363	March	1.116	897	219
April	2.247	1.878	369	April	236	172	64
May	1.813	1.502	311	May	389	225	164
June	2.058	1.772	286	June			
July	2.262	1.937	325	July			
August	2.185	1.945	240	August			
September	2.607	2.234	373	September			
October	2.929	2.483	446	October			
November	2.452	2.072	380	November			
December	2.243	1.864	379	December			
Total	27.742	23.379	4.363	Total	6.470	5.155	1.315



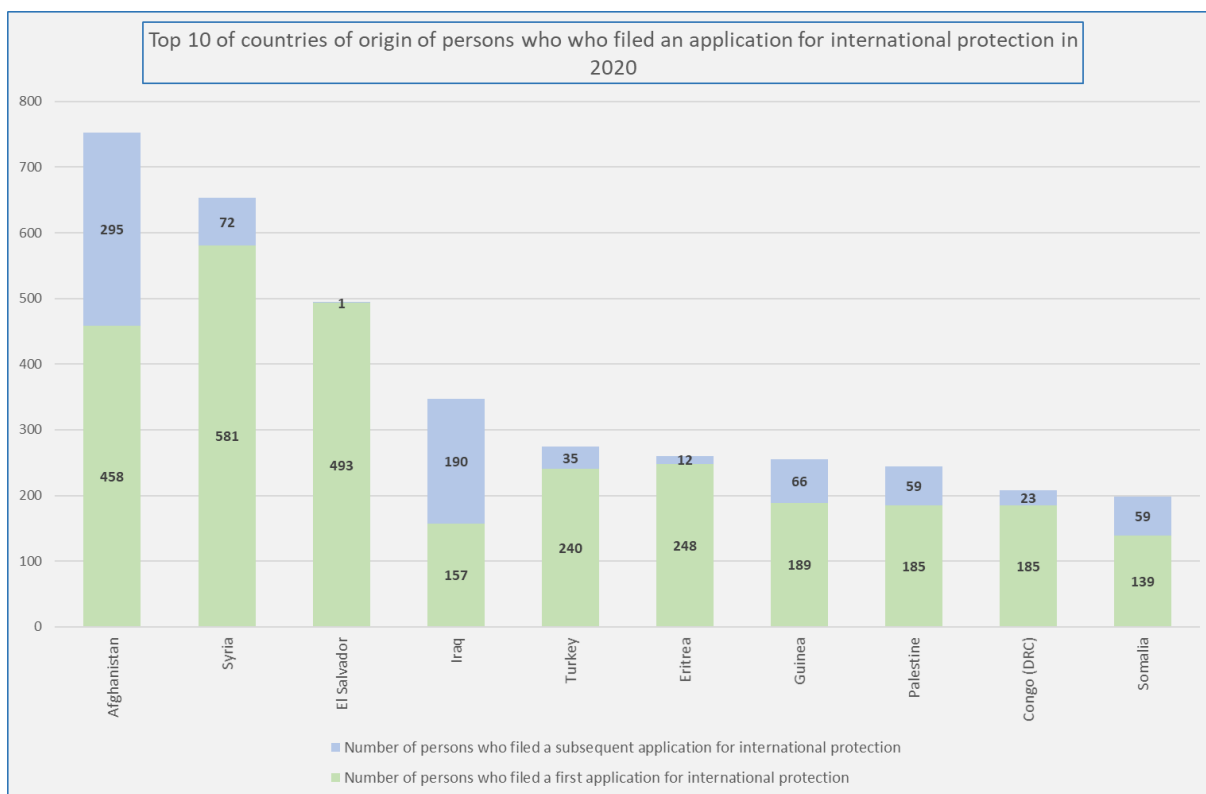
Top 10 of countries of origin of persons who filed an application for international protection in May 2020

	Country of origin	Total number of persons who filed an application for international protection	Number of persons who filed a first application for international protection	Number of persons who filed a subsequent application for international protection
1	Afghanistan	40	20	20
2	Iraq	39	10	29
3	Guinea	28	14	14
4	Syria	28	24	4
5	Palestine	27	9	18
6	Turkey	16	6	10
7	Burundi	15	14	1
8	Cameroon	14	11	3
9	Congo (DRC)	14	13	1
10	Somalia	12	6	6
	Other countries	156	98	58
	Total May 2020	389	225	164



Top 10 of countries of origin of persons who who filed an application for international protection in 2020

	Country of origin	Total number of persons who filed an application for international protection	Number of persons who filed a first application for international protection	Number of persons who filed a subsequent application for international protection
1	Afghanistan	753	458	295
2	Syria	653	581	72
3	El Salvador	494	493	1
4	Iraq	347	157	190
5	Turkey	275	240	35
6	Eritrea	260	248	12
7	Guinea	255	189	66
8	Palestine	244	185	59
9	Congo (DRC)	208	185	23
10	Somalia	198	139	59
	Other countries	2.783	2.280	503
	Total 2020	6.470	5.155	1.315



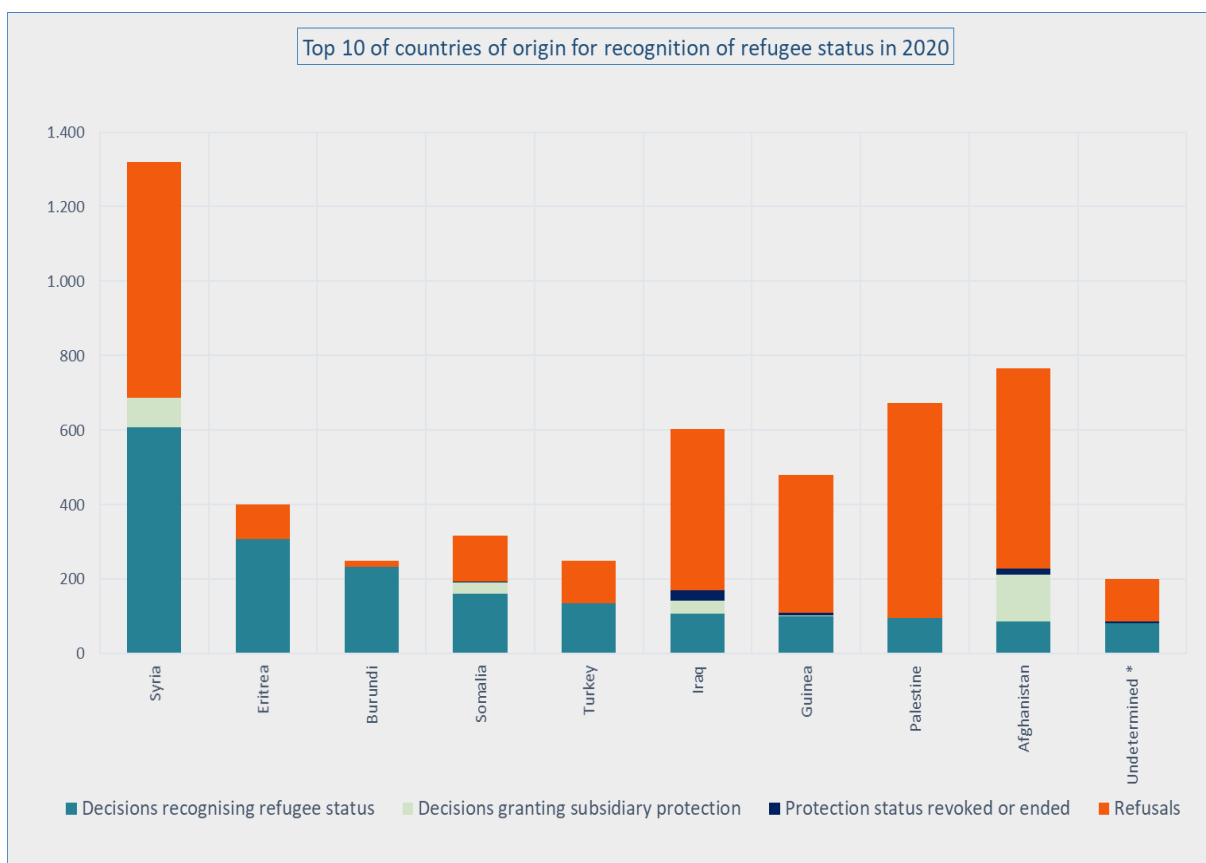
DECISIONS (Source: CGRS)

Number of persons who received a decision regarding their application for international protection													
Decisions	Jan	Feb	Mar	Apr	May	Jun	Jul	Aug	Sep	Oct	Nov	Dec	Tot
Intermediary decisions													
Number of persons for whom a further assessment (border) was decided + number of persons whose subsequent application was declared admissible	86	147	90	54	29								406
Final decisions													
Number of persons who received a decision granting refugee status	383	414	385	568	585								2.335
Number of persons who received a decision granting subsidiary protection status	95	79	83	105	53								415
Number of persons whose application was declared inadmissible	546	691	616	391	91								2.335
Number of persons whose application was considered manifestly unfounded	67	65	44	45	20								241
Number of persons who received a decision refusing refugee status and refusing subsidiary protection status	392	541	461	878	360								2.632
Number of persons whose status was ended or revoked	18	24	22	17	13								94
Total number of persons who received a decision regarding their application for international	1.587	1.961	1.701	2.058	1.151	0	0	0	0	0	0	0	8.458

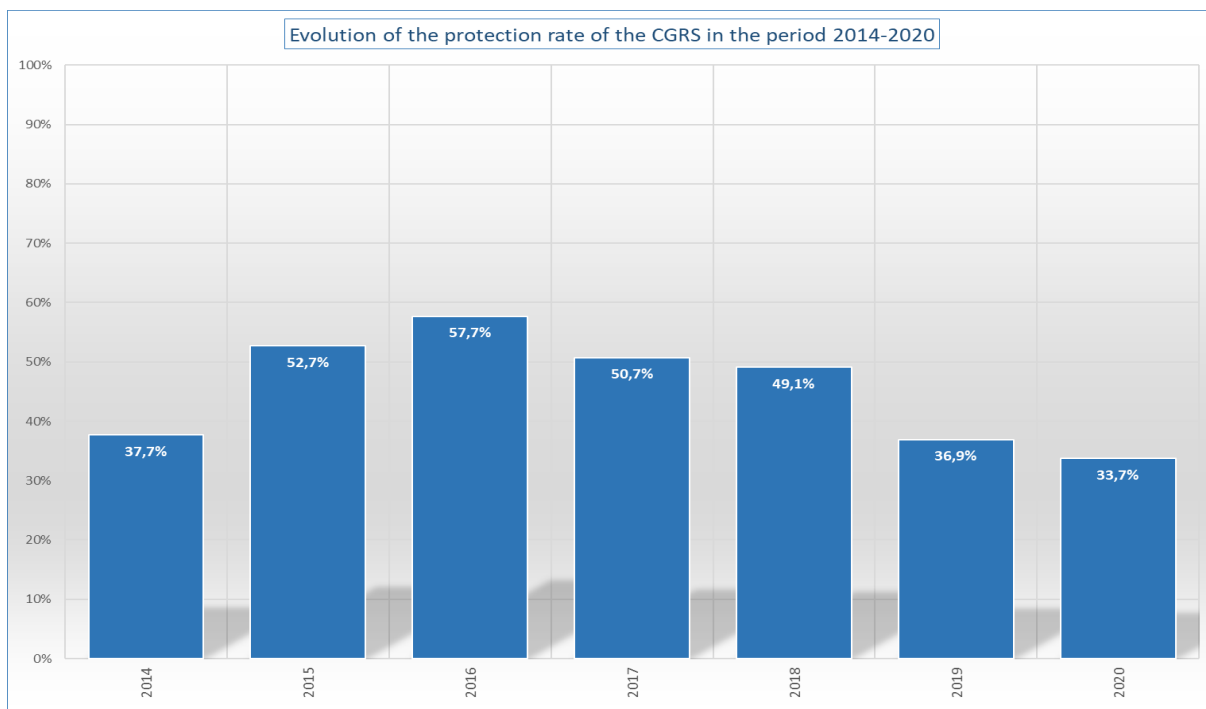
Number of decisions (cases)													
Decisions	Jan	Feb	Mar	Apr	May	Jun	Jul	Aug	Sep	Oct	Nov	Dec	Tot
Intermediary decisions													
Further assessment (border) + subsequent application declared admissible	72	115	83	47	28								345
Final decisions													
Recognition of refugee status (RS)	290	332	323	407	435								1.787
Granting of subsidiary protection status (SP)	77	76	69	95	50								367
Application declared inadmissible	433	557	474	326	75								1.865
Application considered manifestly unfounded	56	46	28	37	13								180
Refusal of refugee status and refusal of subsidiary protection status	342	460	389	728	282								2.201
Protection status revoked or ended	12	22	19	17	13								83
Total number of decisions	1.282	1.608	1.385	1.657	896	0	0	0	0	0	0	0	6.828

Top 10 of countries of origin for recognition of refugee status in 2020					
Country of origin	Decisions recognising refugee status	Decisions granting subsidiary protection	Protection status revoked or ended	Refusals	Total number of final decisions *
1 Syria	607	80	1	631	1.319
2 Eritrea	307	0	0	94	401
3 Burundi	233	0	0	16	249
4 Somalia	162	30	2	122	316
5 Turkey	136	0	0	113	249
6 Iraq	107	35	28	434	604
7 Guinea	100	3	6	371	480
8 Palestine	95	1	1	576	673
9 Afghanistan	87	125	17	536	765
10 Undetermined *	82	0	5	114	201
Other countries	419	141	34	2.201	2.795
Total 2020	2.335	415	94	5.208	8.052

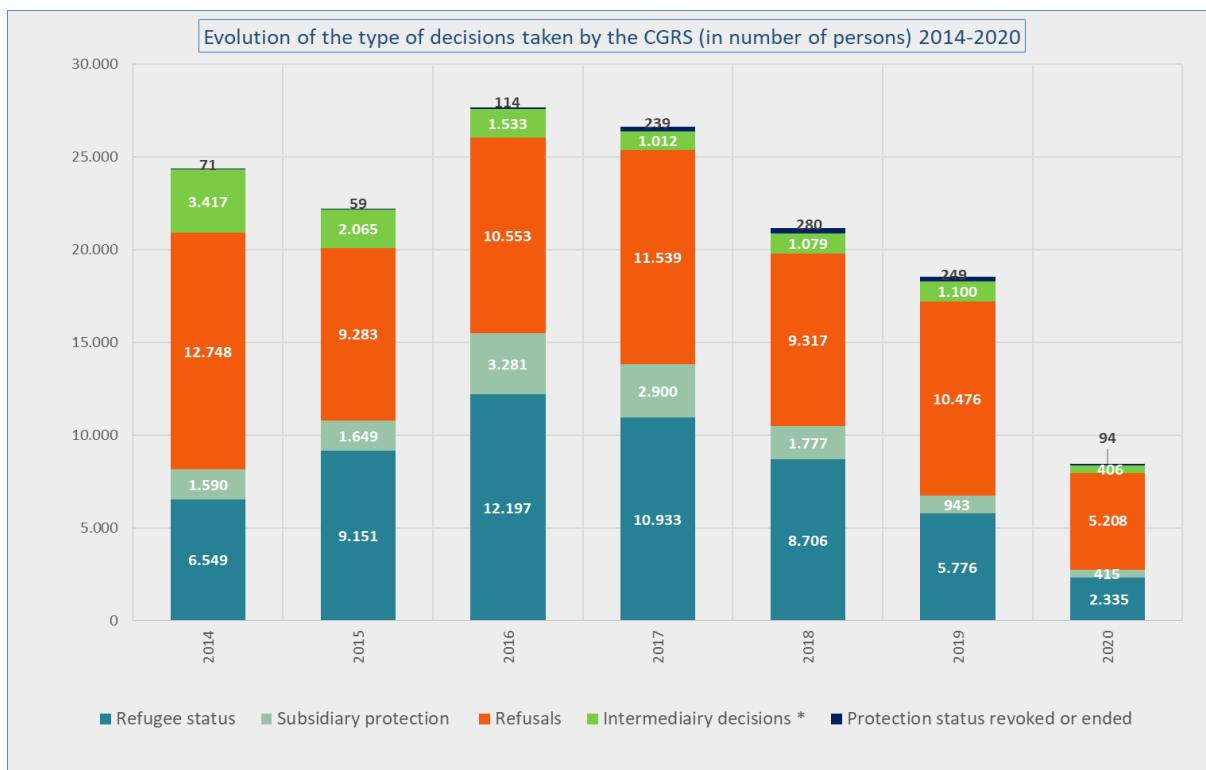
* The decisions 'further assessment (border) and subsequent application declared admissible' are a kind of intermediary decision and are therefore **not included** in the final decisions.



* 'Undetermined' includes persons whose nationality could not be ascertained, stateless persons,...



* The protection rate is the percentage of applications leading to recognition of refugee status or granting of subsidiary protection status compared to the total number of final decisions (= total number of decisions – the intermediary decisions) - the number of files where the protection status was revoked or ended.



* 'Intermediary decisions' are the decisions 'further assessment (border) and subsequent application declared admissible.'

CASELOAD (Source: CGRS)

At the end of May 2020, the total workload amounted to **10,671** cases (13,453 persons). In view of the current inflow, a volume of **4,200** dossiers can be considered as a normal caseload. The actual backlog amounts to **6,471** cases.

