

## ASYLUM STATISTICS JULY 2024

### SURVEY

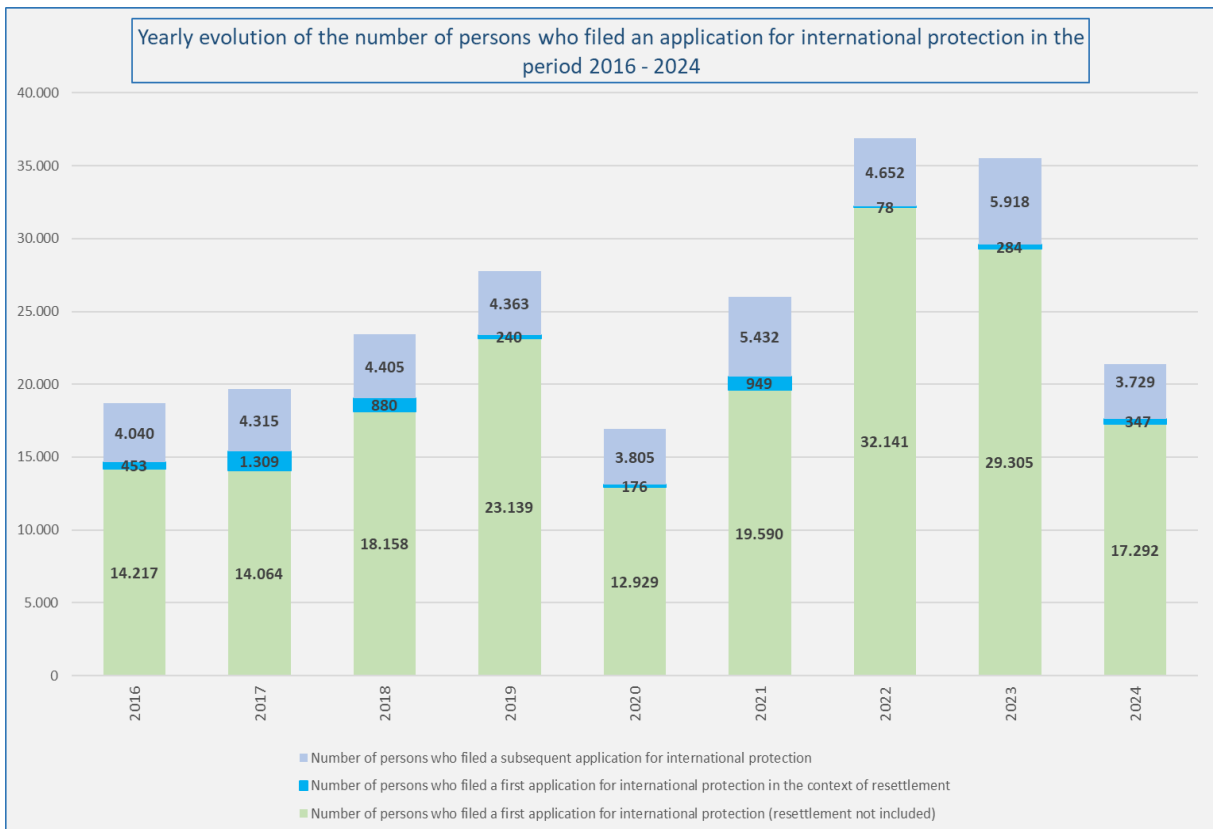
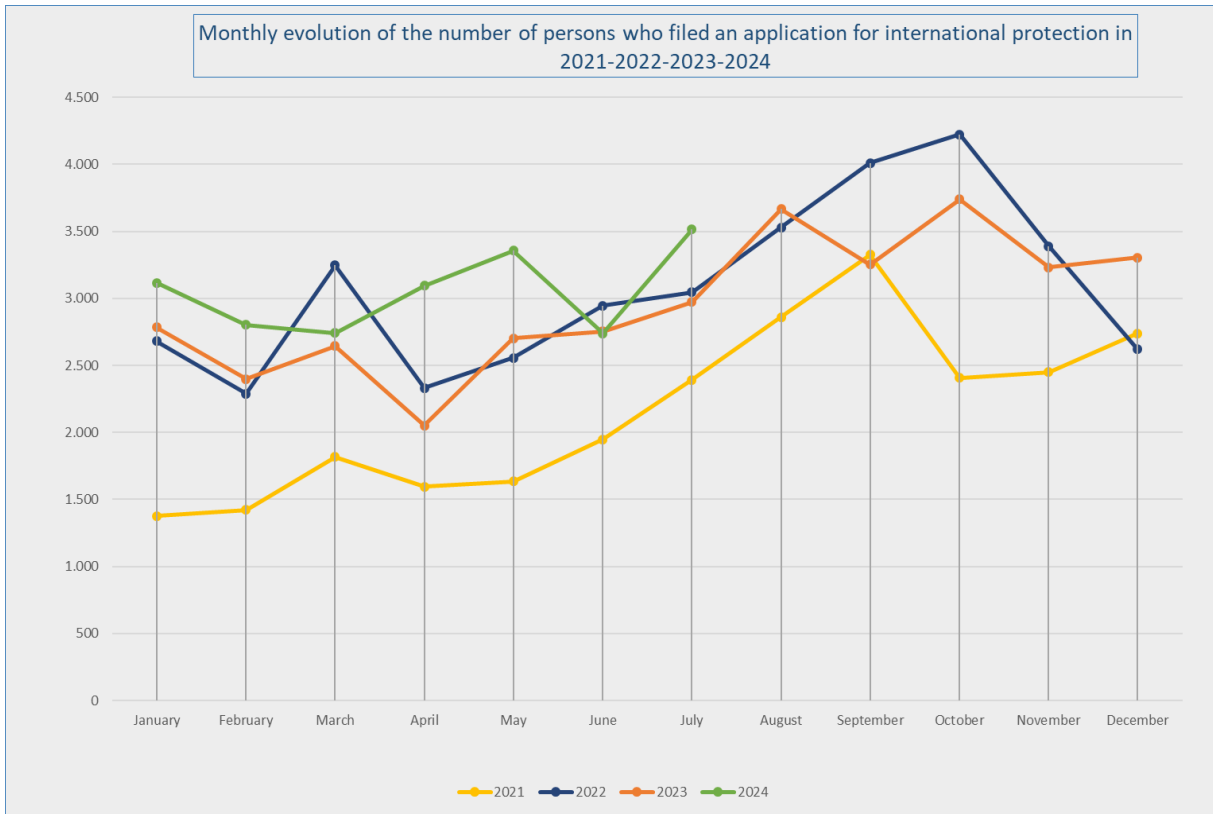
APPLICATIONS FOR INTERNATIONAL PROTECTION	July 2024	2024
Number of persons who filed a first application for international protection (resettlement not included)	2.907	17.292
Number of persons who filed a first application for international protection in the context of resettlement	74	347
Number of persons who filed a subsequent application for international protection	534	3.729
<b>Total number of persons who filed an application for international protection</b>	<b>3.515</b>	<b>21.368</b>
DECISIONS	July 2024	2024
Intermediary decisions		
Number of persons for whom a further assessment (border) was decided + number of persons whose subsequent application was declared admissible	105	732
Final decisions		
Number of persons who received a decision granting refugee status	1.487	8.988
Number of persons who received a decision granting subsidiary protection status	40	310
Number of persons whose application was declared inadmissible	441	2.720
Number of persons whose application was considered manifestly unfounded	80	545
Number of persons who received a decision refusing refugee status and refusing subsidiary protection status	1.051	6.493
Number of persons whose status was ended or revoked	9	24
<b>Total number of persons who received a decision regarding their application for international protection</b>	<b>3.213</b>	<b>19.812</b>
CASELOAD	End of July 2024	
	<b>27.827 cases</b>	

Date of publication: August 2024

Contact: [CGRA-CGVS.Communication@ibz.be](mailto:CGRA-CGVS.Communication@ibz.be)

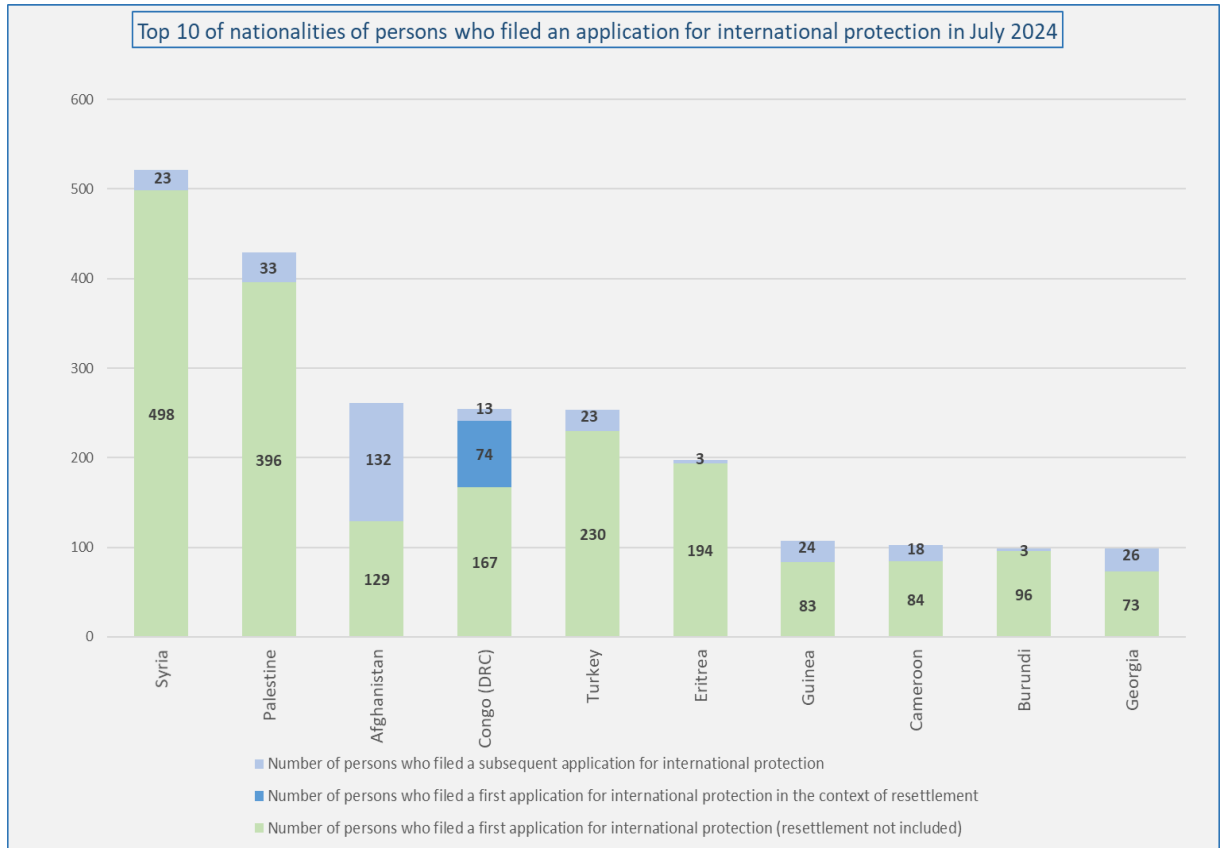
APPLICATIONS FOR INTERNATIONAL PROTECTION (Source: Immigration Office)

Number of persons who filed an application for international protection in 2023 and 2024				
2023	Total number of persons who filed an application for international protection 2023	Number of persons who filed a first application for international protection 2023 (resettlement not included)	Number of persons who filed a first application for international protection 2023 in the context of resettlement	Number of persons who filed a subsequent application for international protection 2023
January	2.785	2.286	8	491
February	2.399	1.944	0	455
March	2.644	2.038	10	596
April	2.053	1.628	0	425
May	2.703	2.237	0	466
June	2.755	2.231	15	509
July	2.972	2.479	0	493
August	3.666	3.131	27	508
September	3.254	2.756	20	478
October	3.740	3.124	102	514
November	3.232	2.733	9	490
December	3.304	2.718	93	493
<b>Total</b>	<b>35.507</b>	<b>29.305</b>	<b>284</b>	<b>5.918</b>
2024	Total number of persons who filed an application for international protection 2024	Number of persons who filed a first application for international protection 2024 (resettlement not included)	Number of persons who filed a first application for international protection 2024 in the context of resettlement	Number of persons who filed a subsequent application for international protection 2024
January	3.117	2.595	11	511
February	2.804	2.217	42	545
March	2.743	2.173	76	494
April	3.095	2.561	0	534
May	3.356	2.651	100	605
June	2.738	2.188	44	506
July	3.515	2.907	74	534
August				
September				
October				
November				
December				
<b>Total</b>	<b>21.368</b>	<b>17.292</b>	<b>347</b>	<b>3.729</b>



TOP 10 OF COUNTRIES OF ORIGIN (Source: Immigration Office )

Top 10 of nationalities of persons who filed an application for international protection in July 2024					
	Nationality	Total number of persons who filed an application for international protection	Number of persons who filed a first application for international protection (resettlement not included)	Number of persons who filed a first application for international protection in the context of resettlement	Number of persons who filed a subsequent application for international protection
1	Syria	521	498	0	23
2	Palestine	429	396	0	33
3	Afghanistan	261	129	0	132
4	Congo (DRC)	254	167	74	13
5	Turkey	253	230	0	23
6	Eritrea	197	194	0	3
7	Guinea	107	83	0	24
8	Cameroon	102	84	0	18
9	Burundi	99	96	0	3
10	Georgia	99	73	0	26
	Other countries	1.193	957	0	236
	<b>Total July</b>	<b>3.515</b>	<b>2.907</b>	<b>74</b>	<b>534</b>

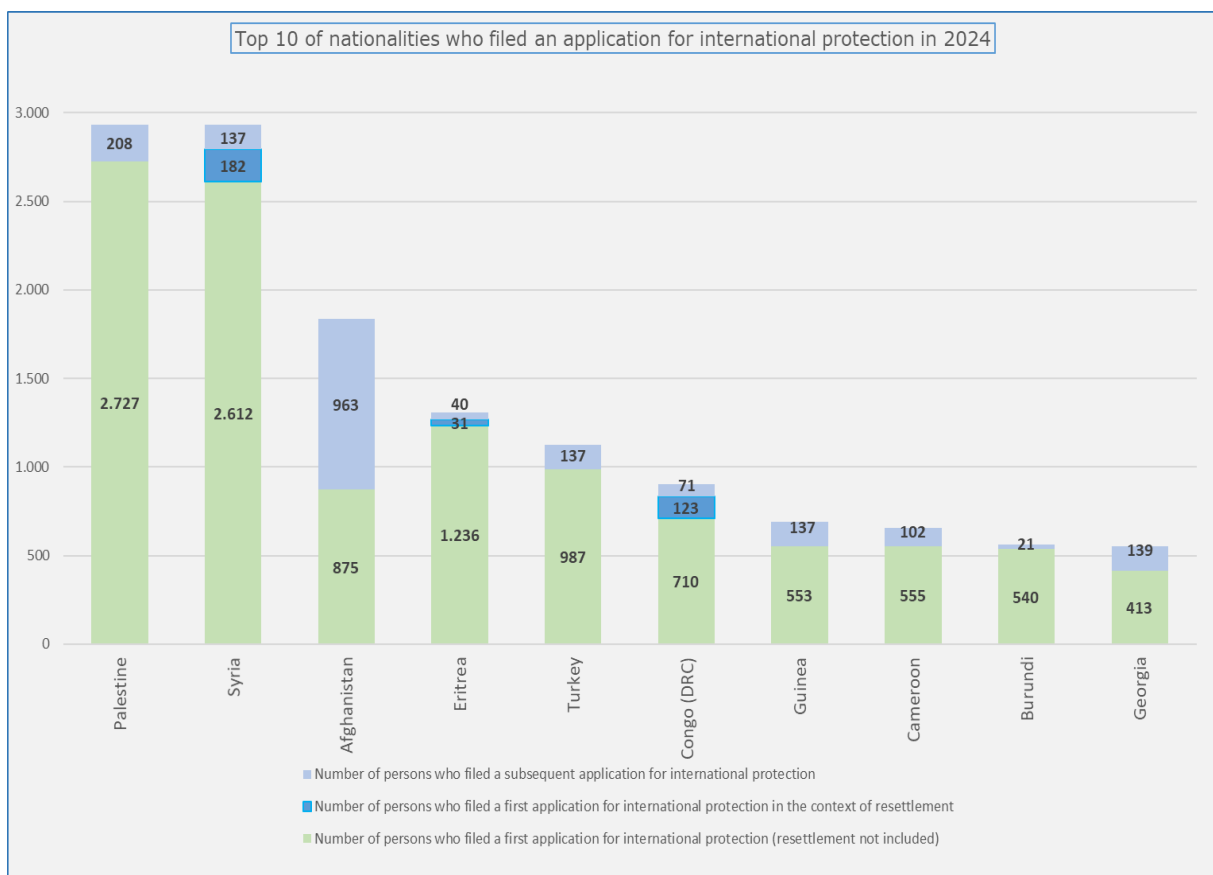




Top 5 nationalities applicants for international protection  
declaring to be unaccompanied foreign minors at the time of  
lodging the application in July 2024

	Nationality	Number of persons
1	Eritrea	52
2	Syria	46
3	Afghanistan	23
4	Somalia	16
5	Ethiopia	14
	Other countries	51
	<b>Total July</b>	<b>202</b>

Top 10 of nationalities who filed an application for international protection in 2024					
	Nationality	Total number of persons who filed an application for international protection	Number of persons who filed a first application for international protection (resettlement not included)	Number of persons who filed a first application for international protection in the context of resettlement	Number of persons who filed a subsequent application for international protection
1	Palestine	2.935	2.727	0	208
2	Syria	2.931	2.612	182	137
3	Afghanistan	1.838	875	0	963
4	Eritrea	1.307	1.236	31	40
5	Turkey	1.124	987	0	137
6	Congo (DRC)	904	710	123	71
7	Guinea	690	553	0	137
8	Cameroon	657	555	0	102
9	Burundi	561	540	0	21
10	Georgia	552	413	0	139
	Other countries	7.869	6.084	11	1.774
	<b>Total 2024</b>	<b>21.368</b>	<b>17.292</b>	<b>347</b>	<b>3.729</b>



Top 5 nationalities applicants for international protection declaring to be NBMV (unaccompanied foreign minors) at the time of filing the application in 2024		
	Nationality	Number of persons
1	Eritrea	235
2	Syria	179
3	Afghanistan	171
4	Palestine	103
5	Guinea	98
	Other countries	372
	<b>Total 2024</b>	<b>1.158</b>

All the applicants who declared themselves unaccompanied foreign minors at the time of lodging the application for international protection are charged even if they are later found not to be minors based on the results of an age assessment.

At the beginning of the month of August, out of 1.158 applicants declaring themselves unaccompanied foreign minors, 383 were considered to be an adult after the age assessment. This brings the number of applicants considered to be unaccompanied foreign minors to 775.

The age assessment was not yet completed for all requested medical tests.

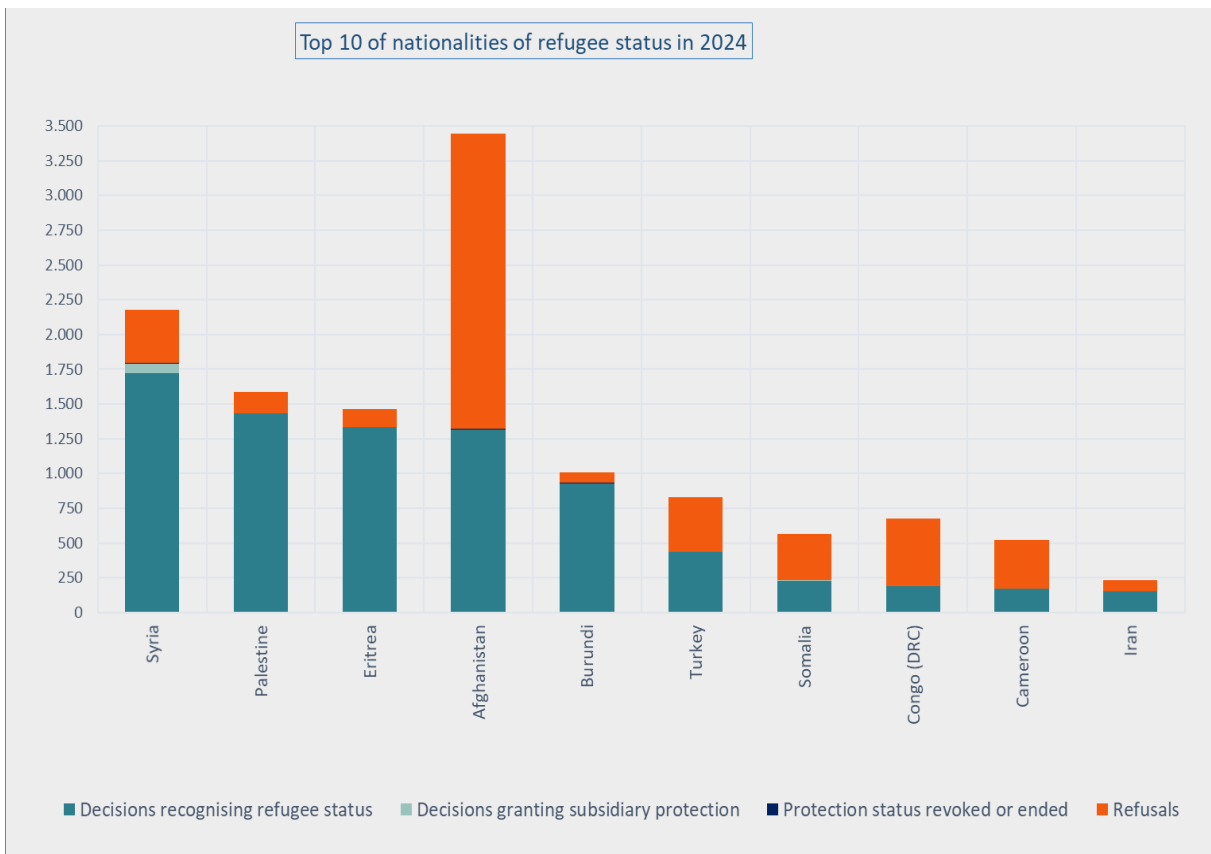
DECISIONS (Source: CGRS)

Number of persons who received a decision regarding their application for international protection													
Decisions	Jan	Feb	Mar	Apr	May	Jun	Jul	Aug	Sep	Oct	Nov	Dec	Tot
<b>Intermediary decisions</b>													
Number of persons for whom a further assessment (border) was decided + number of persons whose subsequent application was declared admissible	109	129	108	93	84	104	105						732
<b>Final decisions</b>													
Number of persons who received a decision granting refugee status	1.049	1.064	1.275	1.183	1.352	1.578	1.487						8.988
Number of persons who received a decision granting subsidiary protection status	45	46	43	39	48	49	40						310
Number of persons whose application was declared inadmissible	378	403	405	373	341	379	441						2.720
Number of persons whose application was considered manifestly unfounded	47	62	109	49	66	132	80						545
Number of persons who received a decision refusing refugee status and refusing subsidiary protection status	715	965	934	933	933	962	1.051						6.493
<b>Number of persons whose status was ended or revoked</b>	<b>3</b>	<b>2</b>	<b>3</b>	<b>0</b>	<b>3</b>	<b>4</b>	<b>9</b>						<b>24</b>
<b>Total number of persons who received a decision regarding their application for international protection</b>	<b>2.346</b>	<b>2.671</b>	<b>2.877</b>	<b>2.670</b>	<b>2.827</b>	<b>3.208</b>	<b>3.213</b>						<b>19.812</b>

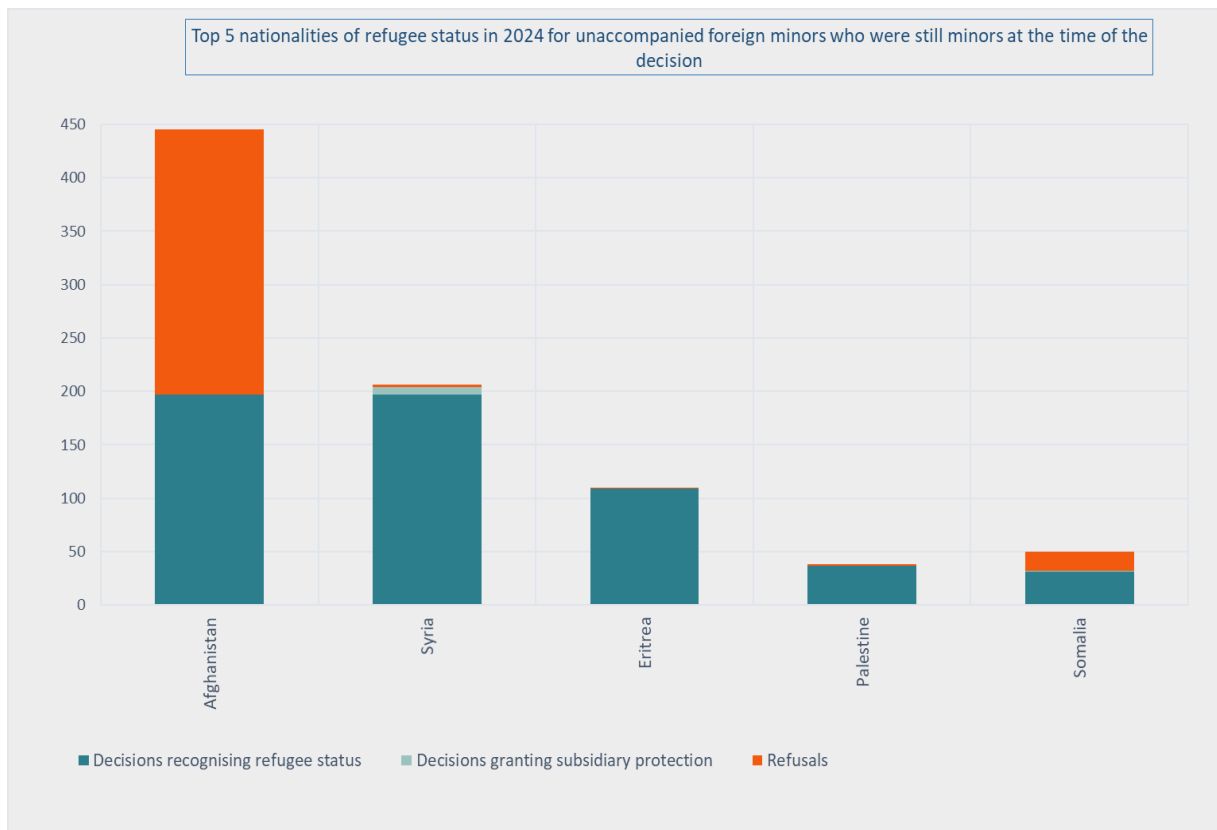
Decisions	Number of decisions (cases)												Tot
	Jan	Feb	Mar	Apr	May	Jun	Jul	Aug	Sep	Oct	Nov	Dec	
<b>Intermediary decisions</b>													
Further assessment (border) + subsequent application declared admissible	91	106	82	77	70	92	93						611
<b>Final decisions</b>													
Recognition of refugee status (RS)	834	884	1.001	913	1.040	1.234	1.117						7.023
Granting of subsidiary protection status (SP)	41	39	39	37	40	44	35						275
Application declared inadmissible	304	355	361	324	313	336	383						2.376
Application considered manifestly unfounded	33	36	80	35	44	95	60						383
Refusal of refugee status and refusal of subsidiary protection status	641	842	796	787	778	825	876						5.545
<b>Protection status revoked or ended</b>	3	2	3	0	3	4	9						24
<b>Total number of decisions</b>	1.947	2.264	2.362	2.173	2.288	2.630	2.573						16.237

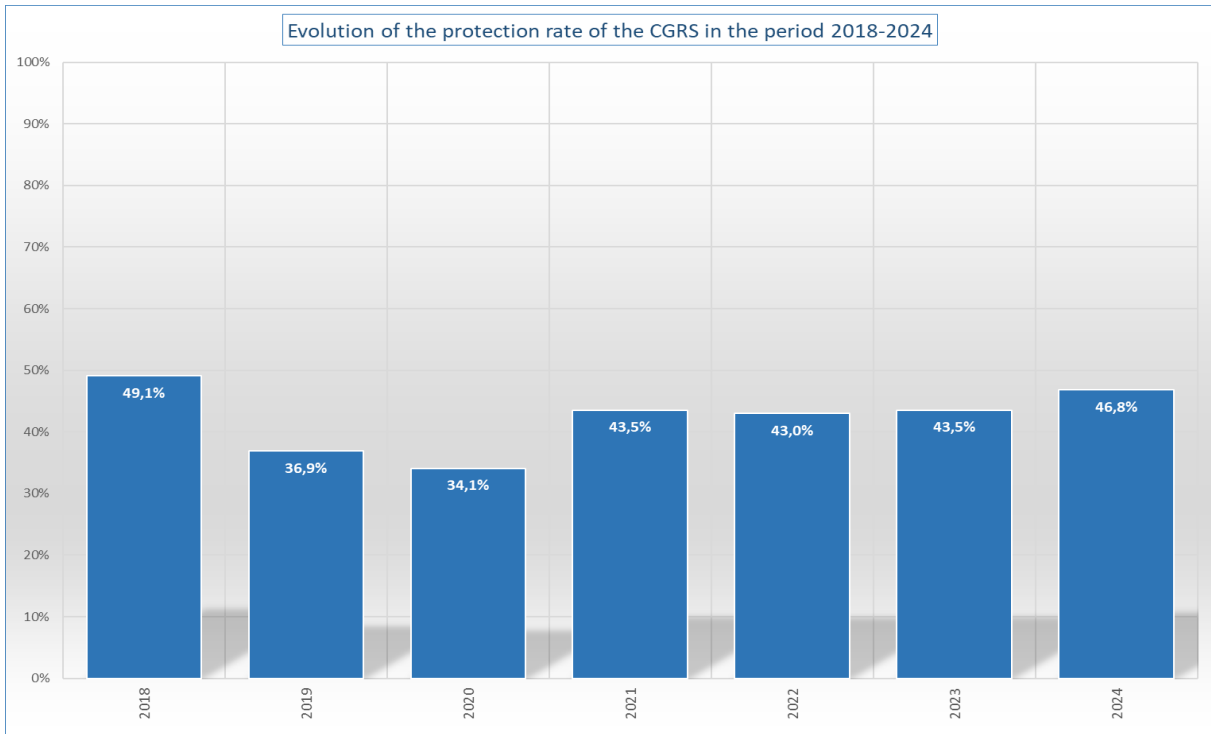
Top 10 of nationalities of refugee status in 2024						
	Nationality	Decisions recognising refugee status	Decisions granting subsidiary protection	Protection status revoked or ended	Refusals	Total number of final decisions *
1	Syria	1.719	71	4	383	2.177
2	Palestine	1.433	0	0	156	1.589
3	Eritrea	1.336	0	0	129	1.465
4	Afghanistan	1.318	0	4	2.126	3.448
5	Burundi	931	0	2	78	1.011
6	Turkey	434	0	0	393	827
7	Somalia	229	5	0	328	562
8	Congo (DRC)	190	0	0	484	674
9	Cameroon	168	2	1	352	523
10	Iran	154	0	0	81	235
	Other countries	1.076	232	13	5.248	6.569
	<b>Total 2024</b>	<b>8.988</b>	<b>310</b>	<b>24</b>	<b>9.758</b>	<b>19.080</b>

\* The decisions 'further assessment (border) and subsequent application declared admissible' are a kind of intermediary decision and are therefore **not included** in the final decisions.

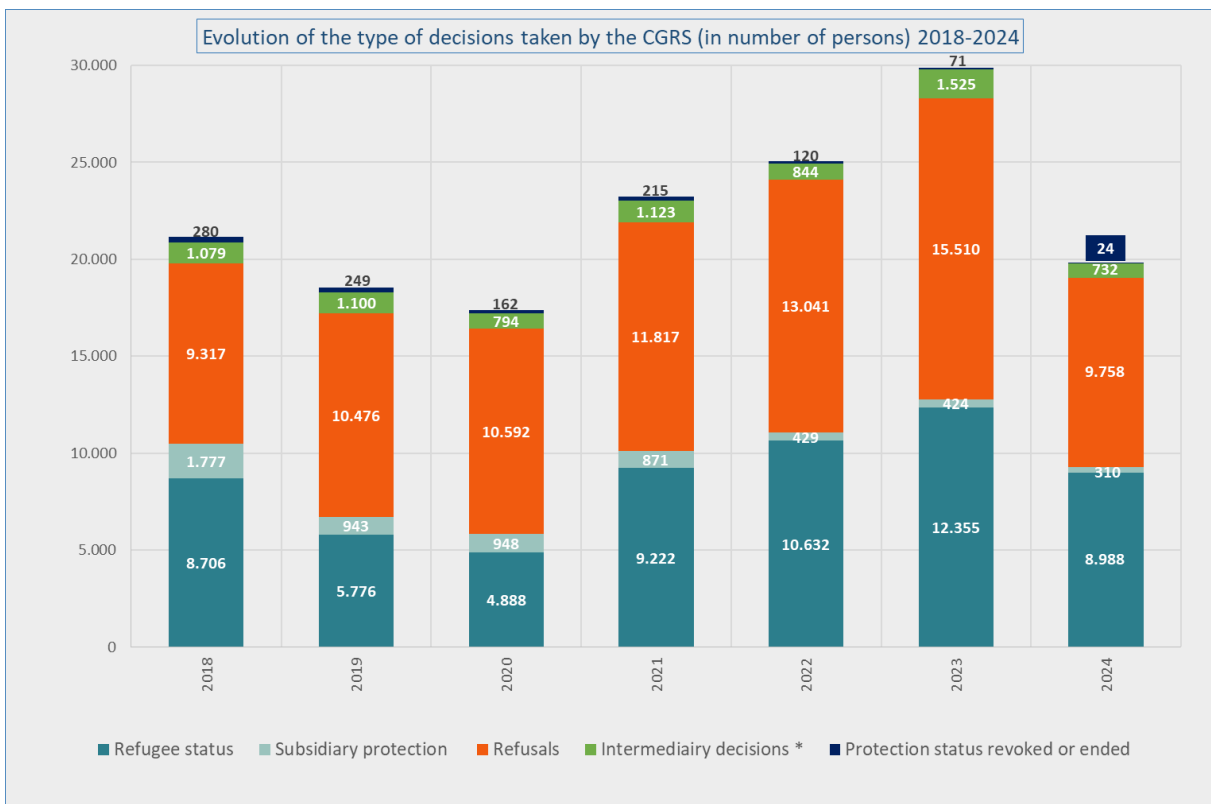


Top 5 nationalities of refugee status in 2024 for unaccompanied foreign minors who were still minors at the time of the decision					
	Nationality	Decisions recognising refugee status	Decisions granting subsidiary protection	Refusals	Total number of final decisions
1	Afghanistan	197	0	248	445
2	Syria	197	7	2	206
3	Eritrea	109	0	1	110
4	Palestine	37	0	1	38
5	Somalia	31	1	18	50
	Other countries	52	7	63	122
	<b>Total 2024</b>	<b>623</b>	<b>15</b>	<b>333</b>	<b>971</b>





\* The protection rate is the percentage of applications leading to recognition of refugee status or granting of subsidiary protection status compared to the total number of final decisions (= total number of decisions – the intermediary decisions) - the number of files where the protection status was revoked or ended.



\* 'Intermediary decisions' are the decisions 'further assessment (border) and subsequent application declared admissible.'

CASELOAD (Source: CGRS)

At the end of July 2024, the total workload amounted to **27,827** cases (34,038 persons). In view of the current inflow and the expansion of the workforce (more applications are being processed) 6,500 dossiers can be considered as a normal caseload. The actual backlog amounts to **21,327** cases.

