

ASYLUM STATISTICS JANUARY 2019

SURVEY	
APPLICATIONS FOR INTERNATIONAL PROTECTION	January 2019
Number of persons who filed a first application for international protection	2.272
Number of persons who filed a subsequent application for international protection	493
Total number of persons who filed an application for international protection	2.765
DECISIONS	January 2019
Intermediary decisions	
Number of persons for whom a further assessment (border) was decided + number of persons whose subsequent application was declared admissible	99
Final decisions	
Number of persons who received a decision granting refugee status	412
Number of persons who received a decision granting subsidiary protection status	107
Number of persons whose application was declared inadmissible	333
Number of persons whose application was considered manifestly unfounded	8
Number of persons who received a decision refusing refugee status and refusing subsidiary protection status	347
Number of persons whose status was ended or revoked	20
Total number of persons who received a decision regarding their application for international protection	1.326
CASELOAD	End of January
	5.761 cases

Date of publication: 8 February 2019

Contact person: Gabrielle BAES

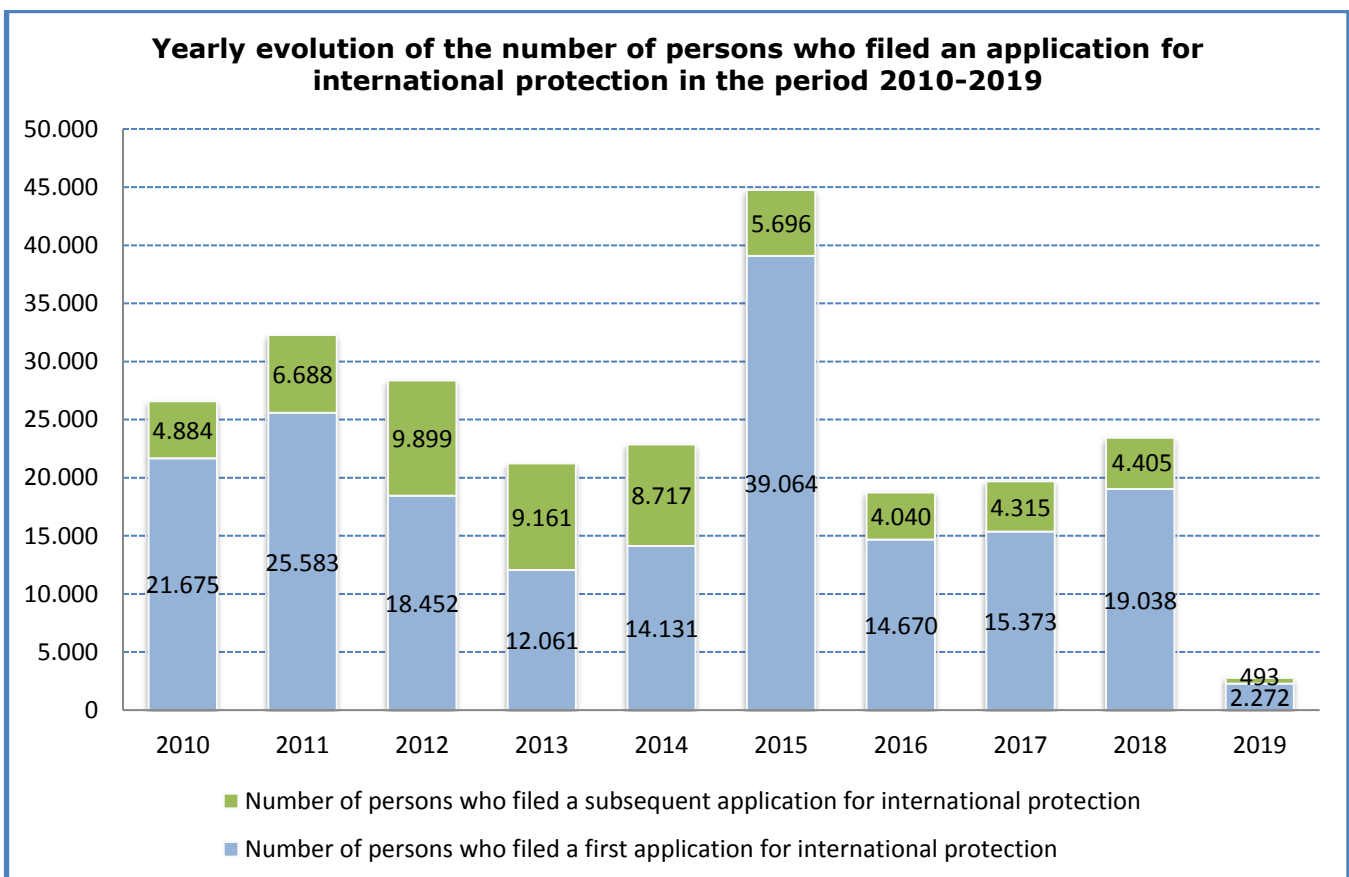
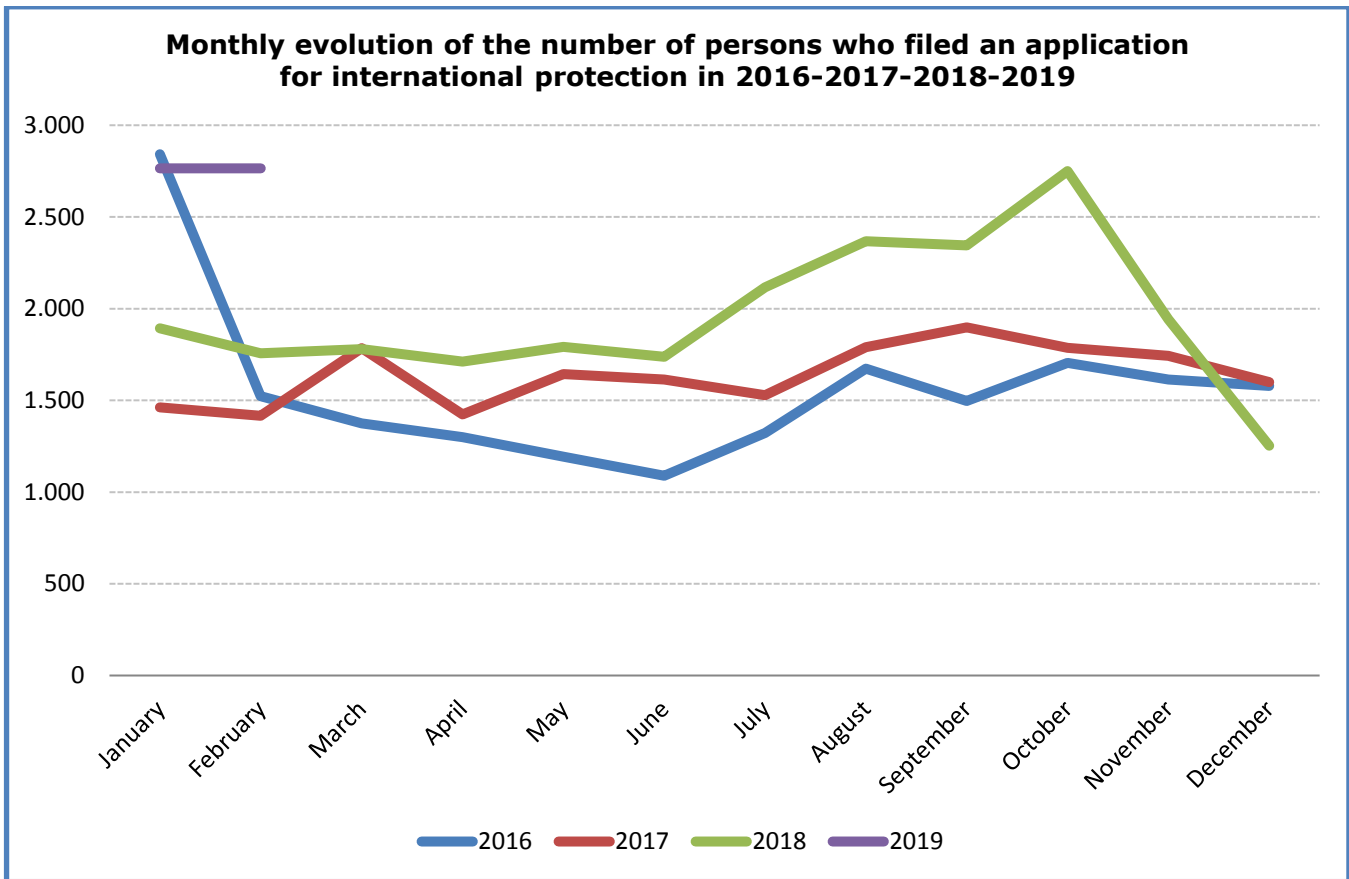
Gabrielle.Baes@ibz.fgov.be

02 205 50 56

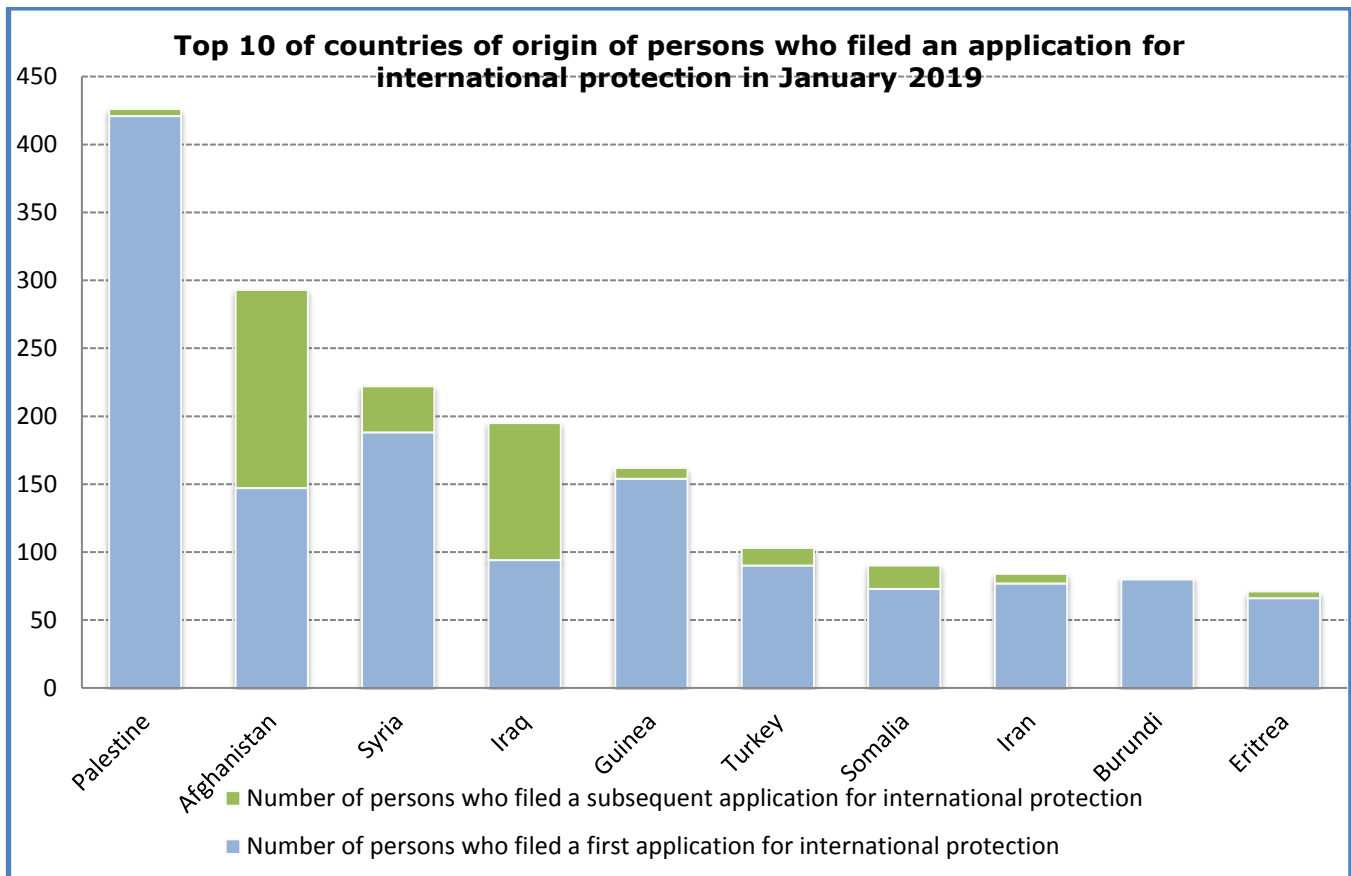
I. APPLICATIONS FOR INTERNATIONAL PROTECTION (Source: Immigration Office)

Number of persons who who filed an application for international protection in 2016,2017, 2018 and 2019							
2016			2017				
Total number of persons who filed an application for international protection 2016	Number of persons who filed a first application for international protection 2016	Number of persons who filed a subsequent application for international protection 2016	Total number of persons who filed an application for international protection 2017	Number of persons who filed a first application for international protection 2017	Number of persons who filed a subsequent application for international protection 2017		
January	2.842	2.396	446	January	1.461	1.151	310
February	1.523	1.313	210	February	1.416	1.081	335
March	1.374	1.016	358	March	1.784	1.377	407
April	1.300	1.033	267	April	1.424	1.084	340
May	1.193	836	357	May	1.643	1.290	353
June	1.089	790	299	June	1.614	1.267	347
July	1.322	1.084	238	July	1.529	1.172	357
August	1.673	1.254	419	August	1.790	1.437	353
September	1.496	1.176	320	September	1.898	1.553	345
October	1.705	1.330	375	October	1.787	1.357	430
November	1.614	1.261	353	November	1.742	1.377	365
December	1.579	1.181	398	December	1.600	1.227	373
Total	18.710	14.670	4.040	Total	19.688	15.373	4.315

2018			2019				
Total number of persons who filed an application for international protection 2018	Number of persons who filed a first application for international protection 2018	Number of persons who filed a subsequent application for international protection 2018	Total number of persons who filed an application for international protection 2019	Number of persons who filed a first application for international protection 2019	Number of persons who filed a subsequent application for international protection 2019		
January	1.893	1.458	435	January	2.765	2.272	493
February	1.757	1.369	388	February			
March	1.779	1.344	435	March			
April	1.711	1.323	388	April			
May	1.791	1.320	471	May			
June	1.737	1.352	385	June			
July	2.117	1.812	305	July			
August	2.368	1.943	425	August			
September	2.345	2.004	341	September			
October	2.750	2.360	390	October			
November	1.942	1.672	270	November			
December	1.253	1.081	172	December			
Total	23.443	19.038	4.405	Total	2.765	2.272	493



Top 10 of countries of origin of persons who who filed an application for international protection in January 2019			
Country of origin	Total number of persons who filed an application for international protection	Number of persons who filed a first application for international protection	Number of persons who filed a subsequent application for international protection
1 Palestine	426	421	5
2 Afghanistan	293	147	146
3 Syria	222	188	34
4 Iraq	195	94	101
5 Guinea	162	154	8
6 Turkey	103	90	13
7 Somalia	90	73	17
8 Iran	84	77	7
9 Burundi	81	80	1
10 Eritrea	71	66	5
Other countries	1.038	882	156
Total January	2.765	2.272	493



II. **DECISIONS** (Source: CGRS)

Number of persons who received a decision regarding their application for international protection													
Decisions	Jan	Feb	Mar	Apr	May	Jun	Jul	Aug	Sep	Oct	Nov	Dec	Tot
Intermediary decisions													
Number of persons for whom a further assessment (border) was decided + number of persons whose subsequent application was declared admissible	99												99
Final decisions													
Number of persons who received a decision granting refugee status	412												412
Number of persons who received a decision granting subsidiary protection status	107												107
Number of persons whose application was declared inadmissible	333												333
Number of persons whose application was considered manifestly unfounded	8												8
Number of persons who received a decision refusing refugee status and refusing subsidiary protection status	347												347
Number of persons whose status was ended or revoked	20												20
Total number of persons who received a decision regarding their application for international protection	1.326	0	0	0	0	0	0	0	0	0	0	0	1.326

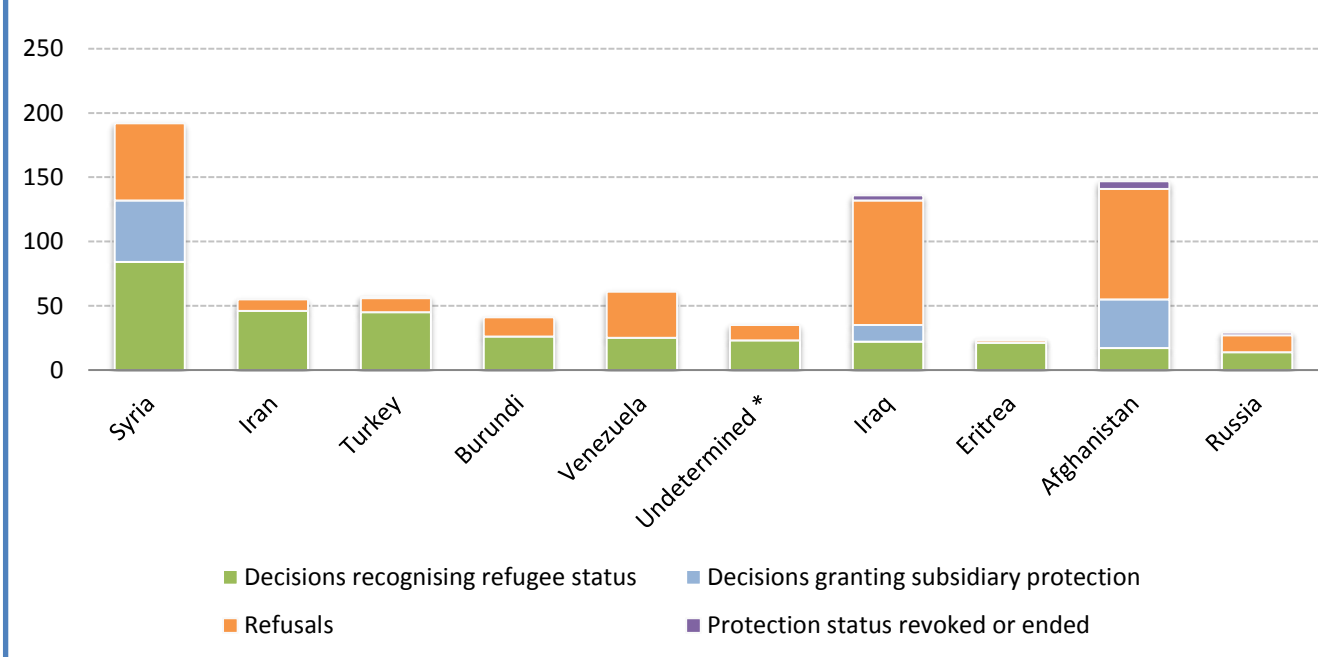
Number of decisions (cases)													
Decisions	Jan	Feb	Mar	Apr	May	Jun	Jul	Aug	Sep	Oct	Nov	Dec	Tot
Intermediary decisions													
further assessment (border) + subsequent application declared admissible	90												90
Final decisions													
Recognition of refugee status (RS)	334												334
Granting of subsidiary protection status (SP)	85												85
Application declared inadmissible	294												294
Application considered manifestly unfounded	5												5
Refusal of refugee status and refusal of subsidiary protection status	297												297
Protection status revoked or ended	17												17
Total number of decisions	1.122	0	0	0	0	0	0	0	0	0	0	0	1.122

Top 10 of countries of origin for recognition of refugee status in 2019

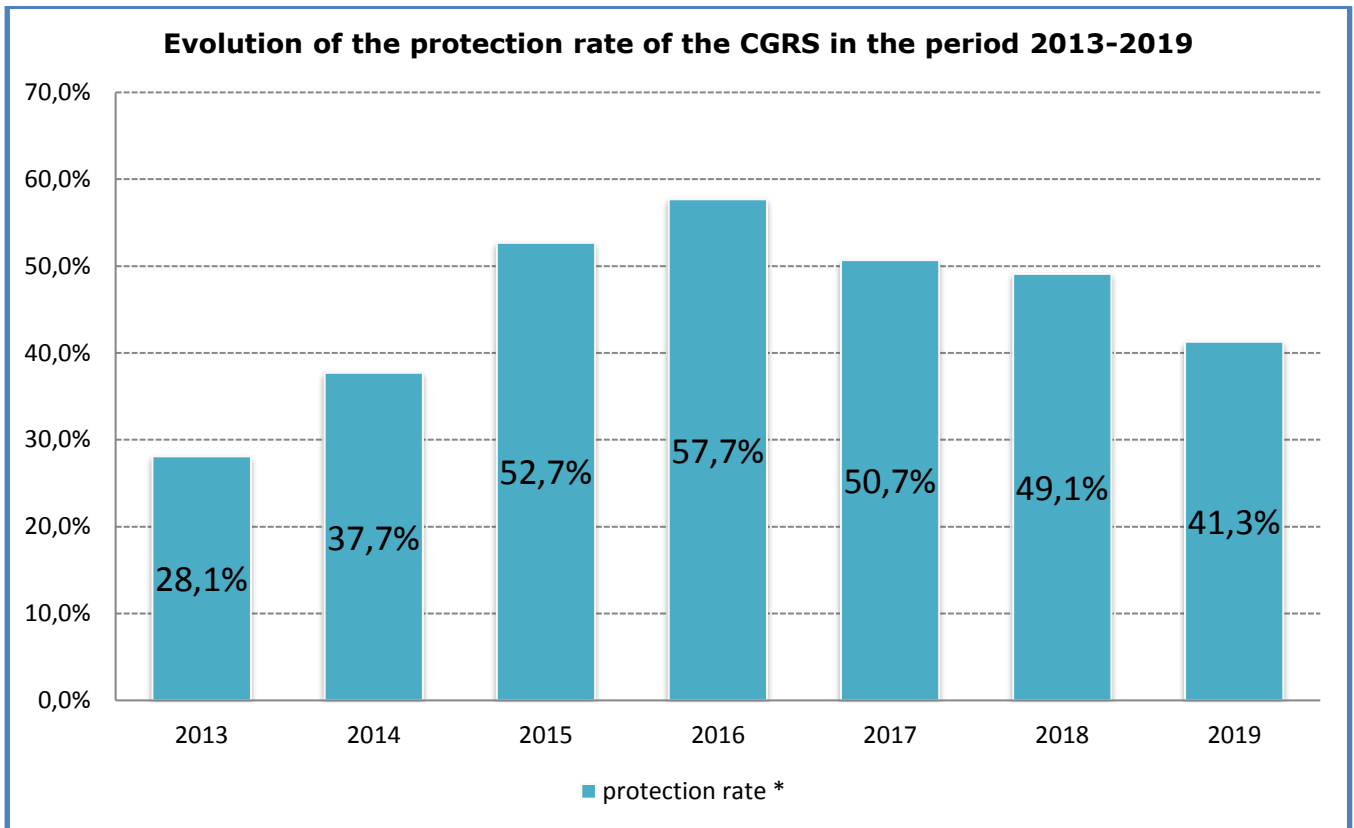
Country of origin	Decisions recognising refugee status	Decisions granting subsidiary protection	Protection status revoked or ended	Refusals	Total number of final decisions *
1 Syria	84	48	0	60	192
2 Iran	46	0	0	9	55
3 Turkey	45	0	1	11	57
4 Burundi	26	0	0	15	41
5 Venezuela	25	0	0	36	61
6 Undetermined *	23	0	0	12	35
7 Iraq	22	13	4	97	136
8 Eritrea	21	0	1	2	24
9 Afghanistan	17	38	6	86	147
10 Russia	14	0	2	13	29
Other countries	89	8	6	347	450
Total 2019	412	107	20	688	1.227

* The decisions 'further assessment (border) and subsequent application declared admissible' are a kind of intermediary decision and are therefore **not included** in the final decisions.

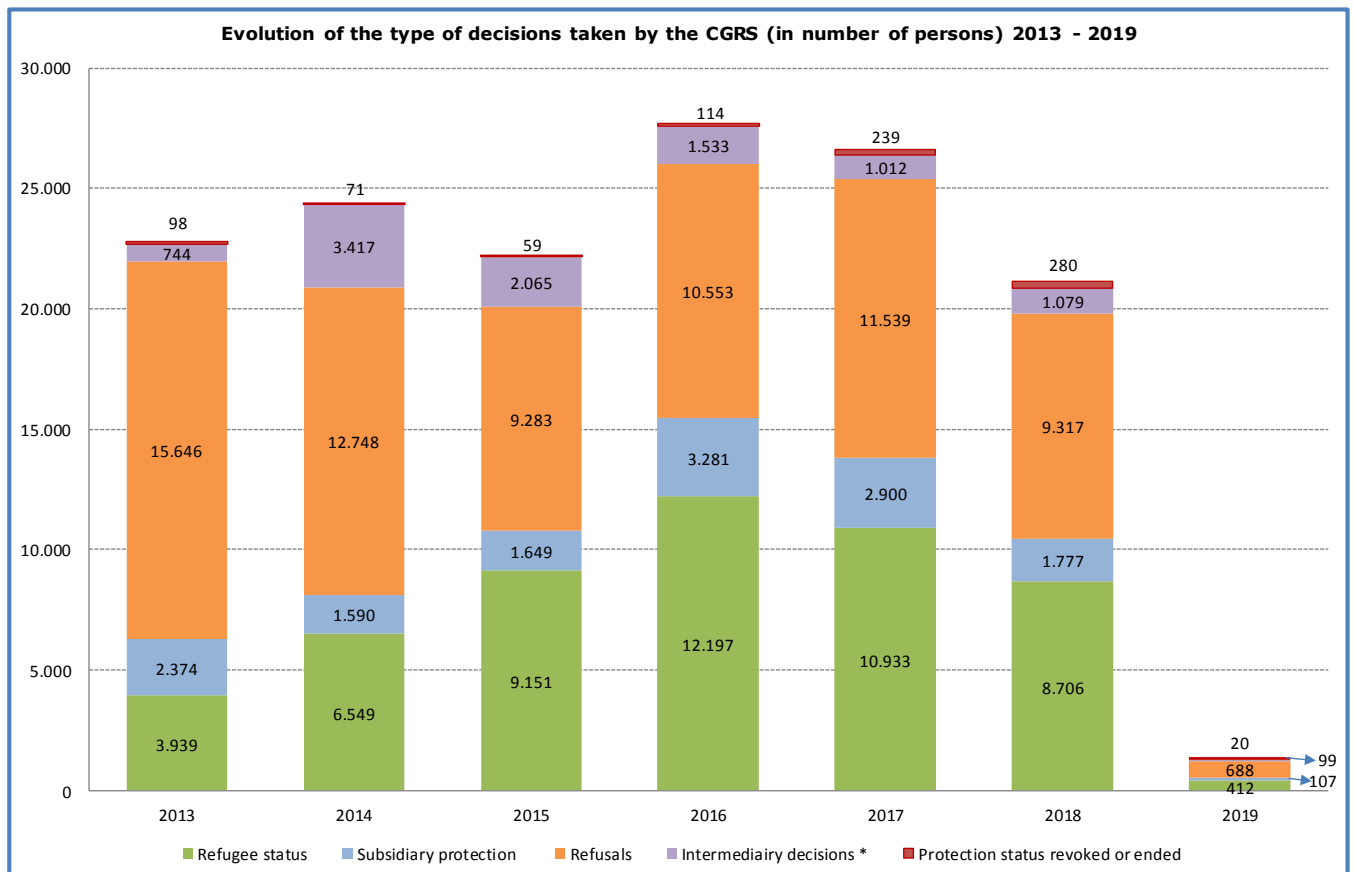
Top 10 of countries of origin for recognition of refugee status in 2019



* 'Undetermined' includes persons whose nationality could not be ascertained, stateless persons,...



* The protection rate is the percentage of applications leading to recognition of refugee status or granting of subsidiary protection status compared to the total number of final decisions (= total number of decisions - the intermediary decisions) - the number of files where the protection status was revoked or ended.



* 'Intermediary decisions' are the decisions 'further assessment (border) and subsequent application declared admissible.'

III. CASELOAD (Source: CGRS)

At the end of January 2019, the total caseload of the CGRS amounted to **5,761** asylum dossiers (7,410 persons). As a normal caseload corresponds to **4,200** dossiers, the actual backlog amounts to **1,561** dossiers.

