

ASYLUM STATISTICS FEBRUARY 2023

SURVEY

APPLICATIONS FOR INTERNATIONAL PROTECTION		February 2023
Number of persons who filed a first application for international protection (resettlement not included)		1.944
Number of persons who filed a first application for international protection in the context of resettlement		0
Number of persons who filed a subsequent application for international protection		455
Total number of persons who filed an application for international protection		2.399
DECISIONS		February 2023
Intermediary decisions		
Number of persons for whom a further assessment (border) was decided + number of persons whose subsequent application was declared admissible		85
Final decisions		
Number of persons who received a decision granting refugee status		768
Number of persons who received a decision granting subsidiary protection status		48
Number of persons whose application was declared inadmissible		313
Number of persons whose application was considered manifestly unfounded		84
Number of persons who received a decision refusing refugee status and refusing subsidiary protection status		779
Number of persons whose status was ended or revoked		5
Total number of persons who received a decision regarding their application for international protection		2.082
CASELOAD		End of February 2023
		18.390 cases

Date of publication: March 2023

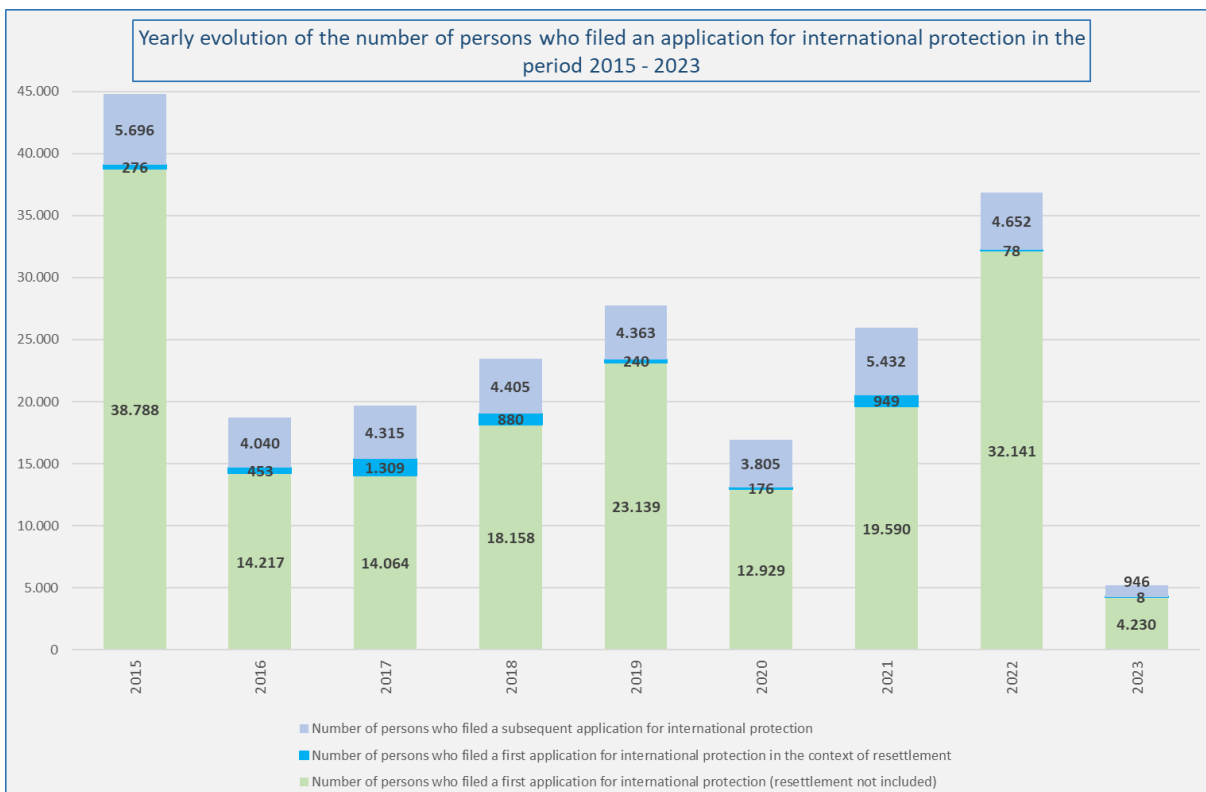
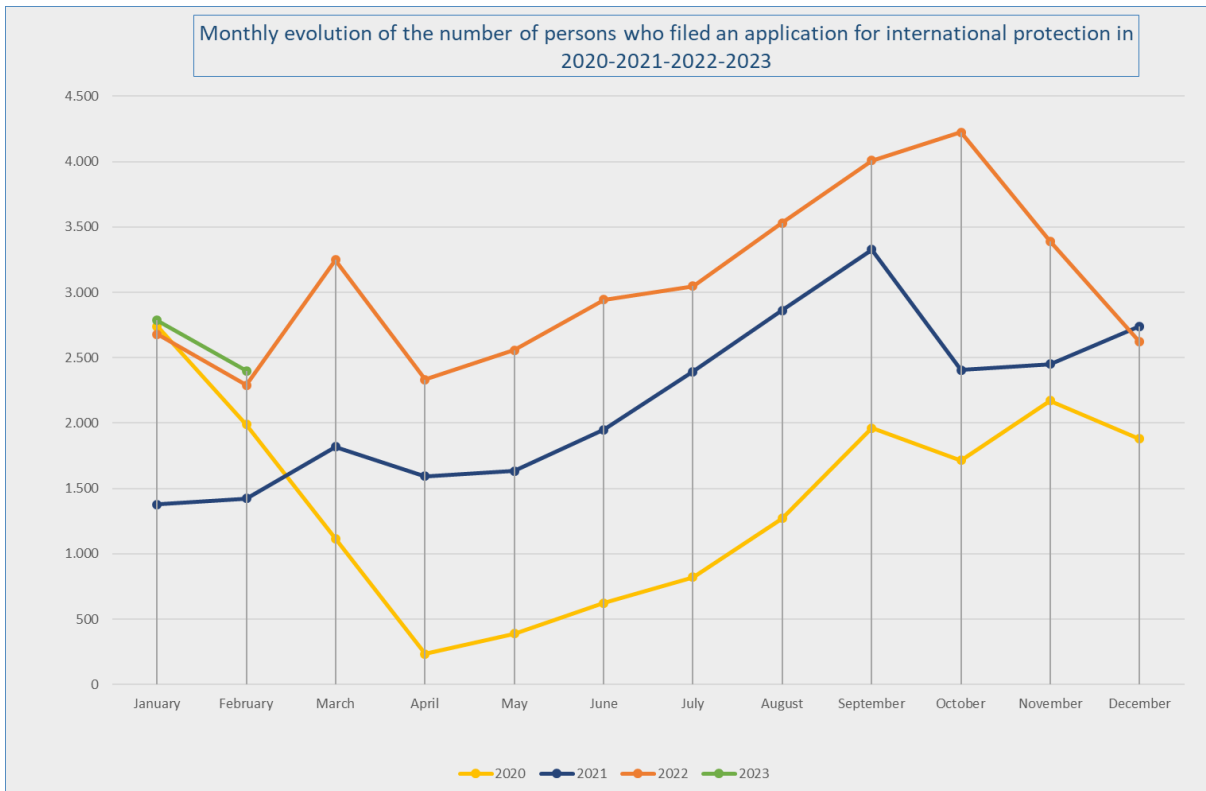
Contact person : Damien Dermaux

Damien.Dermaux@ibz.fgov.be

02 205 54 83

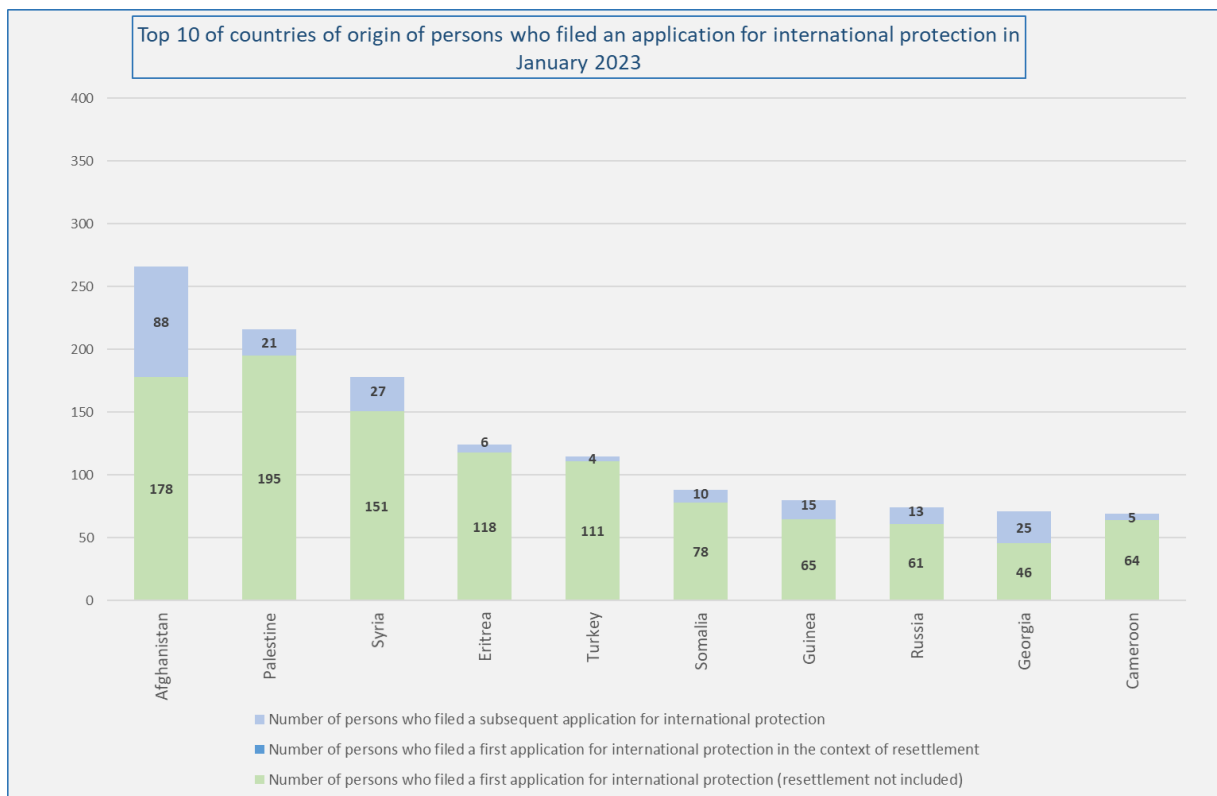
APPLICATIONS FOR INTERNATIONAL PROTECTION (Source: Immigration Office)

Number of persons who filed an application for international protection in 2022 and 2023				
	Total number of persons who filed an application for international protection 2022	Number of persons who filed a first application for international protection 2022 (resettlement not included)	Number of persons who filed a first application for international protection 2022 in the context of resettlement	Number of persons who filed a subsequent application for international protection 2022
January	2.680	2.208	15	457
February	2.290	1.885	0	405
March	3.247	2.922	8	317
April	2.333	1.936	9	388
May	2.556	2.190	0	366
June	2.945	2.521	9	415
July	3.047	2.660	5	382
August	3.529	3.202	0	327
September	4.009	3.630	0	379
October	4.224	3.764	4	456
November	3.391	2.999	22	370
December	2.620	2.224	6	390
Total	36.871	32.141	78	4.652
	Total number of persons who filed an application for international protection 2023	Number of persons who filed a first application for international protection 2023 (resettlement not included)	Number of persons who filed a first application for international protection 2023 in the context of resettlement	Number of persons who filed a subsequent application for international protection 2023
January	2.785	2.286	8	491
February	2.399	1.944	0	455
March				
April				
May				
June				
July				
August				
September				
October				
November				
December				
Total	5.184	4.230	8	946

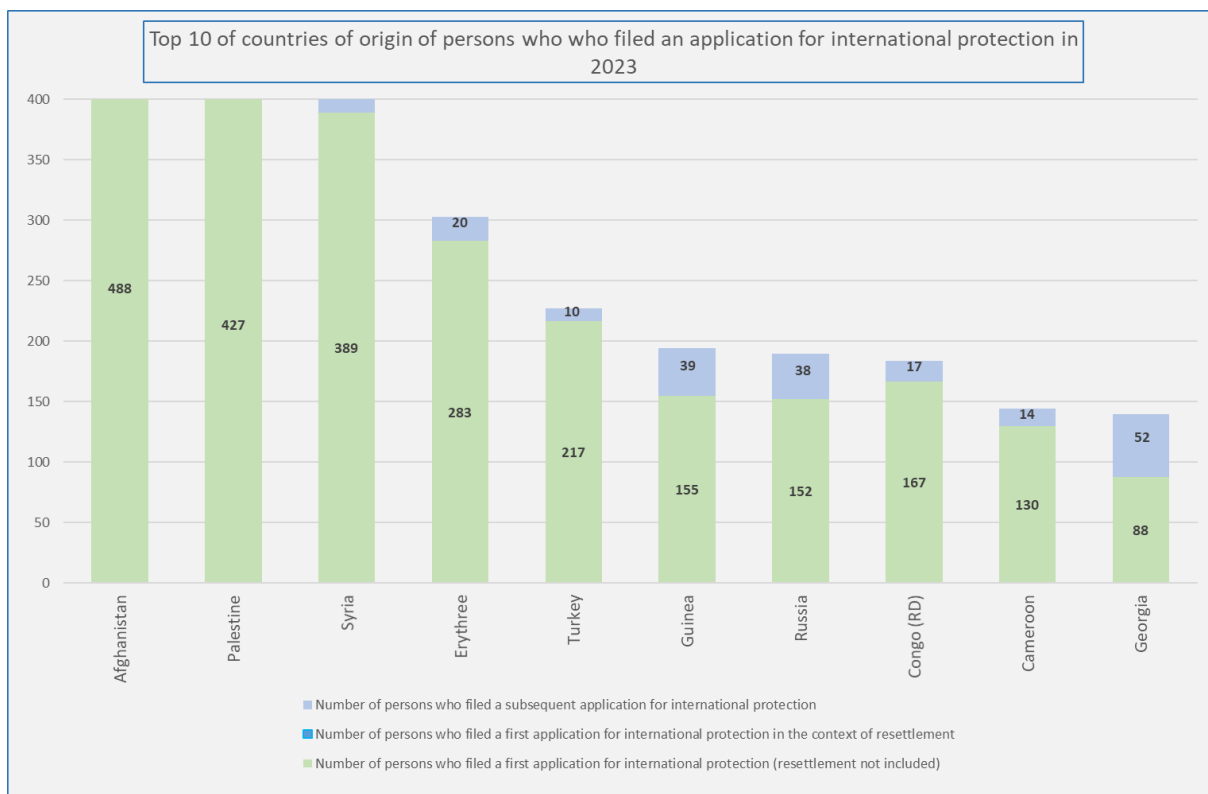


TOP 10 OF COUNTRIES OF ORIGIN (Source: Immigration Office)

Top 10 of countries of origin of persons who filed an application for international protection in January 2023					
	Country of origin	Total number of persons who filed an application for international protection	Number of persons who filed a first application for international protection (resettlement not included)	Number of persons who filed a first application for international protection in the context of resettlement	Number of persons who filed a subsequent application for international protection
1	Afghanistan	266	178	0	88
2	Palestine	216	195	0	21
3	Syria	178	151	0	27
4	Eritrea	124	118	0	6
5	Turkey	115	111	0	4
6	Somalia	88	78	0	10
7	Guinea	80	65	0	15
8	Russia	74	61	0	13
9	Georgia	71	46	0	25
10	Cameroon	69	64	0	5
	Other countries	1.118	877	0	241
	Total February	2.399	1.944	0	455



Top 10 of countries of origin of persons who who filed an application for international protection in 2023					
	Country of origin	Total number of persons who filed an application for international protection	Number of persons who filed a first application for international protection (resettlement not included)	Number of persons who filed a first application for international protection in the context of resettlement	Number of persons who filed a subsequent application for international protection
1	Afghanistan	654	488	0	166
2	Palestine	477	427	0	50
3	Syria	433	389	0	44
4	Erythree	303	283	0	20
5	Turkey	227	217	0	10
6	Guinea	194	155	0	39
7	Russia	190	152	0	38
8	Congo (RD)	184	167	0	17
9	Cameroon	144	130	0	14
10	Georgia	140	88	0	52
	Other countries	2.228	1.725	8	495
	Total 2023	5.174	4.221	8	945



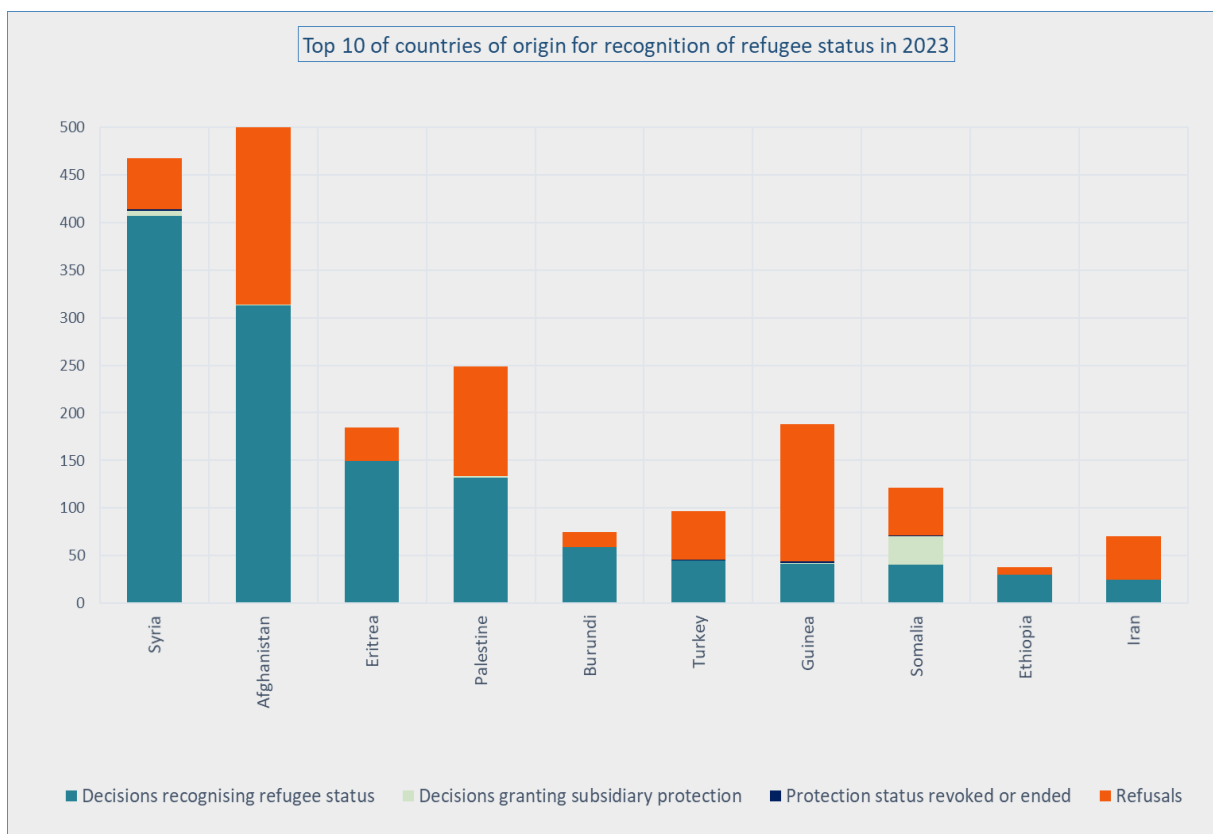
DECISIONS (Source: CGRS)

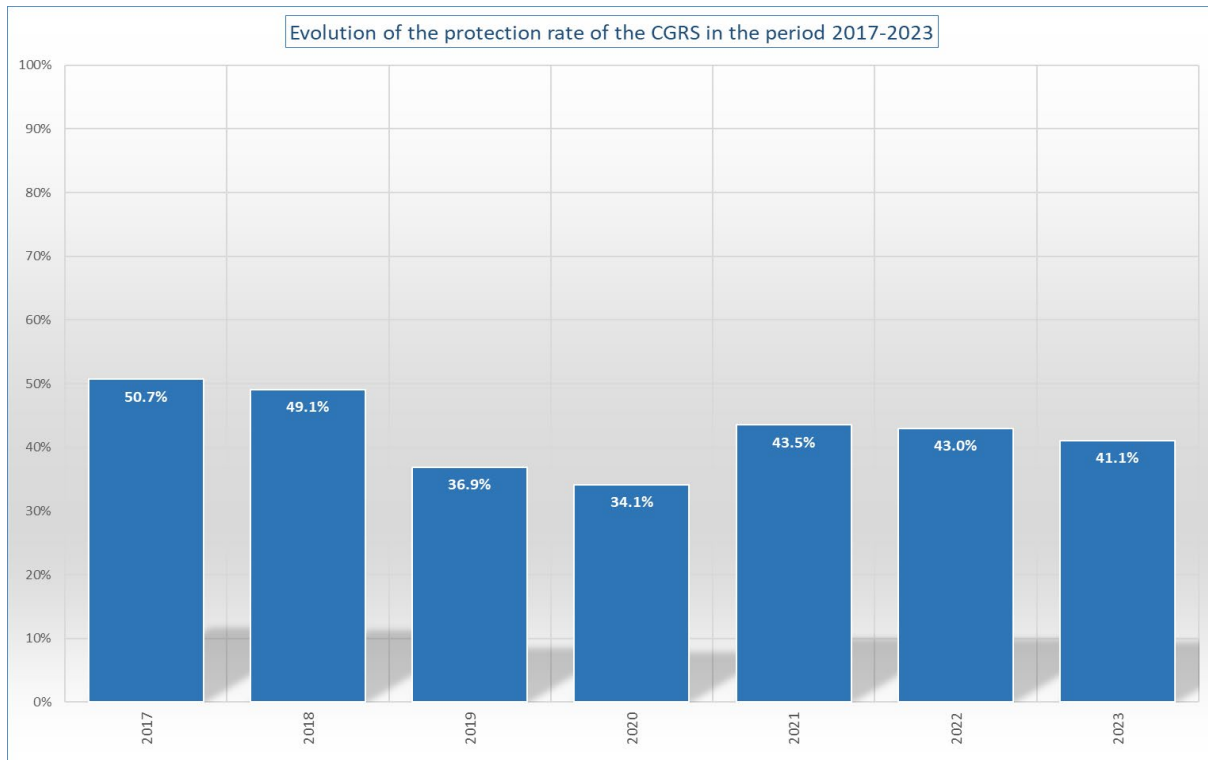
Number of persons who received a decision regarding their application for international protection													
Decisions	Jan	Feb	Mar	Apr	May	Jun	Jul	Aug	Sep	Oct	Nov	Dec	Tot
Intermediary decisions													
Number of persons for whom a further assessment (border) was decided + number of persons whose subsequent application was declared admissible	75	85											160
Final decisions													
Number of persons who received a decision granting refugee status	759	768											1.527
Number of persons who received a decision granting subsidiary protection status	40	48											88
Number of persons whose application was declared inadmissible	317	313											630
Number of persons whose application was considered manifestly unfounded	105	84											189
Number of persons who received a decision refusing refugee status and refusing subsidiary protection status	644	779											1.423
Number of persons whose status was ended or revoked	7	5											12
Total number of persons who received a decision regarding their application for international protection	1.947	2.082											4.029

Number of decisions (cases)													
Decisions	Jan	Feb	Mar	Apr	May	Jun	Jul	Aug	Sep	Oct	Nov	Dec	Tot
Intermediary decisions													
Further assessment (border) + subsequent application declared admissible	67	78											145
Final decisions													
Recognition of refugee status (RS)	652	644											1.296
Granting of subsidiary protection status (SP)	38	41											79
Application declared inadmissible	274	281											555
Application considered manifestly unfounded	74	50											124
Refusal of refugee status and refusal of subsidiary protection status	588	705											1.293
Protection status revoked or ended	7	5											12
Total number of decisions	1.700	1.804											3.504

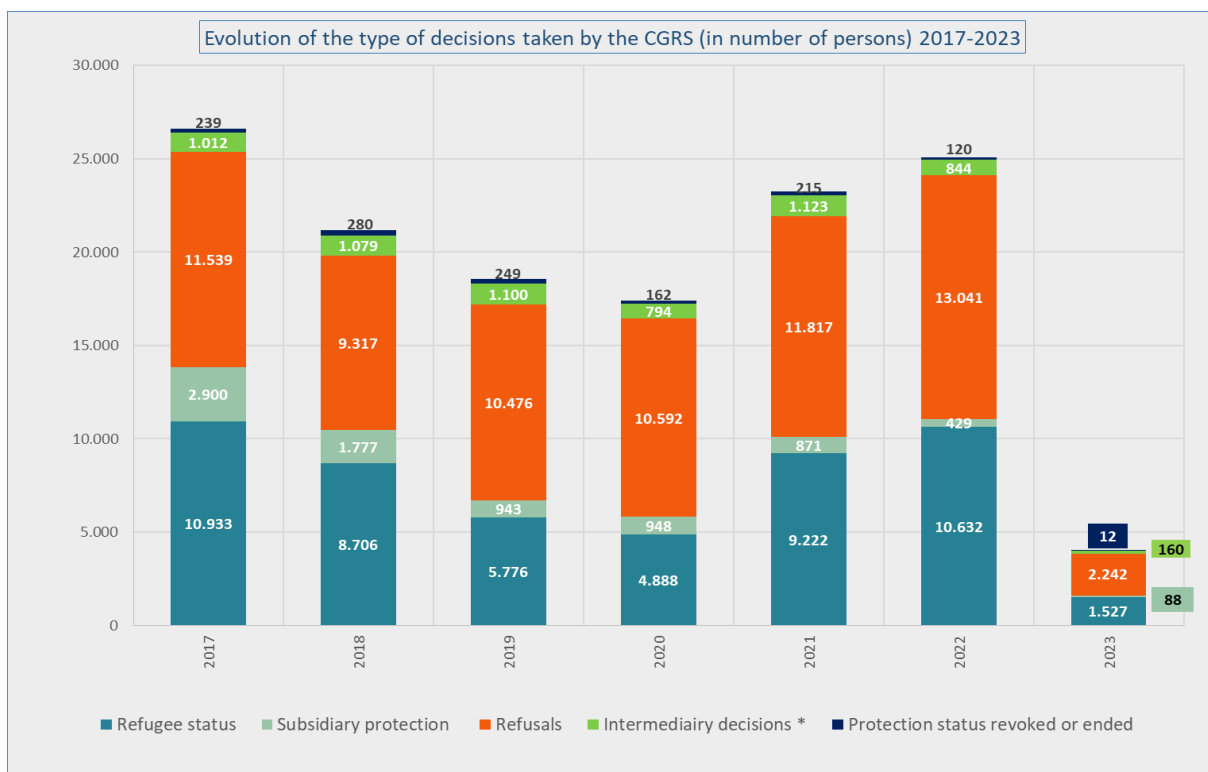
Top 10 of countries of origin for recognition of refugee status in 2023						
	Country of origin	Decisions recognising refugee status	Decisions granting subsidiary protection	Protection status revoked or ended	Refusals	Total number of final decisions *
1	Syria	407	5	2	54	468
2	Afghanistan	313	1	0	596	910
3	Eritrea	149	0	0	36	185
4	Palestine	132	2	0	115	249
5	Burundi	59	0	0	16	75
6	Turkey	45	0	1	51	97
7	Guinea	41	1	2	144	188
8	Somalia	40	30	1	50	121
9	Ethiopia	30	0	0	8	38
10	Iran	25	0	0	45	70
	Other countries	267	40	6	1.109	1.422
	Total 2023	1.508	79	12	2.224	3.823

* The decisions 'further assessment (border) and subsequent application declared admissible' are a kind of intermediary decision and are therefore **not included** in the final decisions.





* The protection rate is the percentage of applications leading to recognition of refugee status or granting of subsidiary protection status compared to the total number of final decisions (= total number of decisions – the intermediary decisions) - the number of files where the protection status was revoked or ended.



* 'Intermediary decisions' are the decisions 'further assessment (border) and subsequent application declared admissible.'

CASELOAD (Source: CGRS)

At the end of February 2023, the total workload amounted to **18,390** cases (21,618 persons). In view of the current inflow and the expansion of the workforce (more applications are being processed) **4,800** dossiers can be considered as a normal caseload. The actual backlog amounts to **13,590** cases.

