

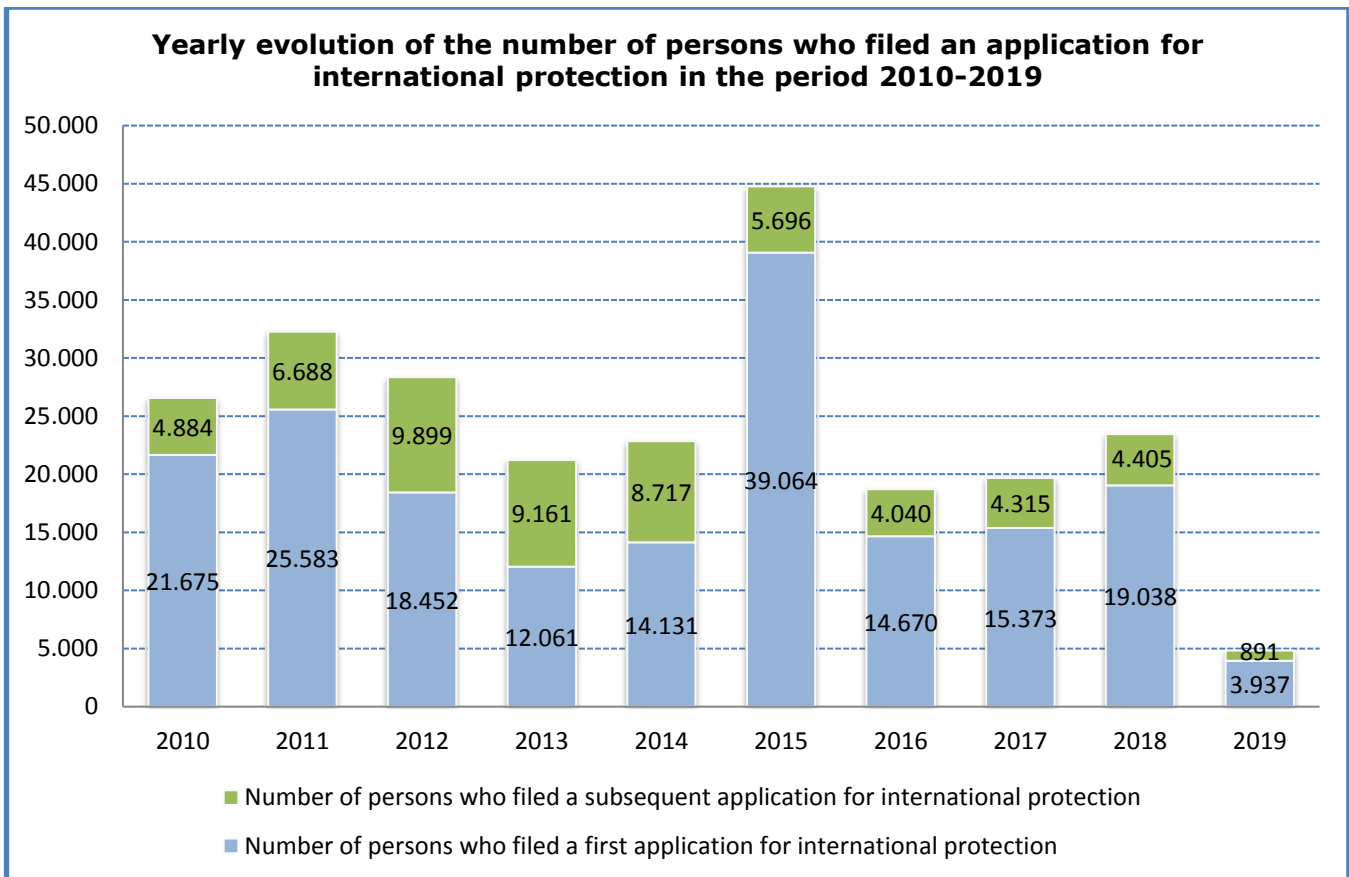
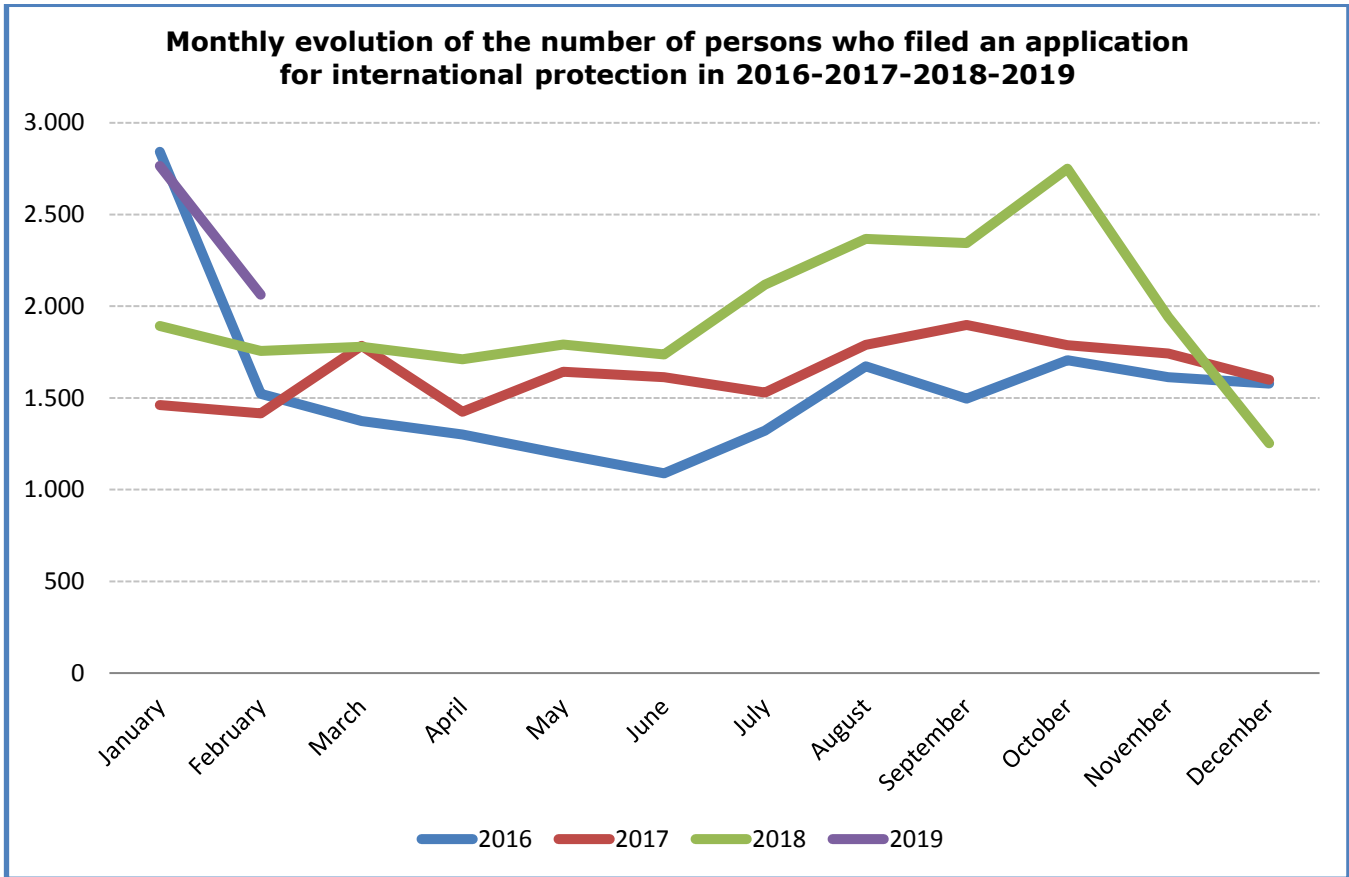
ASYLUM STATISTICS FEBRUARY 2019
--

SURVEY		
APPLICATIONS FOR INTERNATIONAL PROTECTION	February 2019	2019
Number of persons who filed a first application for international protection *	1.665	3.937
Number of persons who filed a subsequent application for international protection	398	891
Total number of persons who filed an application for international protection	2.063	4.828
DECISIONS	February 2019	2019
Intermediary decisions		
Number of persons for whom a further assessment (border) was decided + number of persons whose subsequent application was declared admissible	91	190
Final decisions		
Number of persons who received a decision granting refugee status	556	970
Number of persons who received a decision granting subsidiary protection status	78	188
Number of persons whose application was declared inadmissible	347	680
Number of persons whose application was considered manifestly unfounded	4	12
Number of persons who received a decision refusing refugee status and refusing subsidiary protection status	445	792
Number of persons whose status was ended or revoked	30	50
Total number of persons who received a decision regarding their application for international protection	1.551	2.882
CASELOAD	End of February	
	5.961 cases	

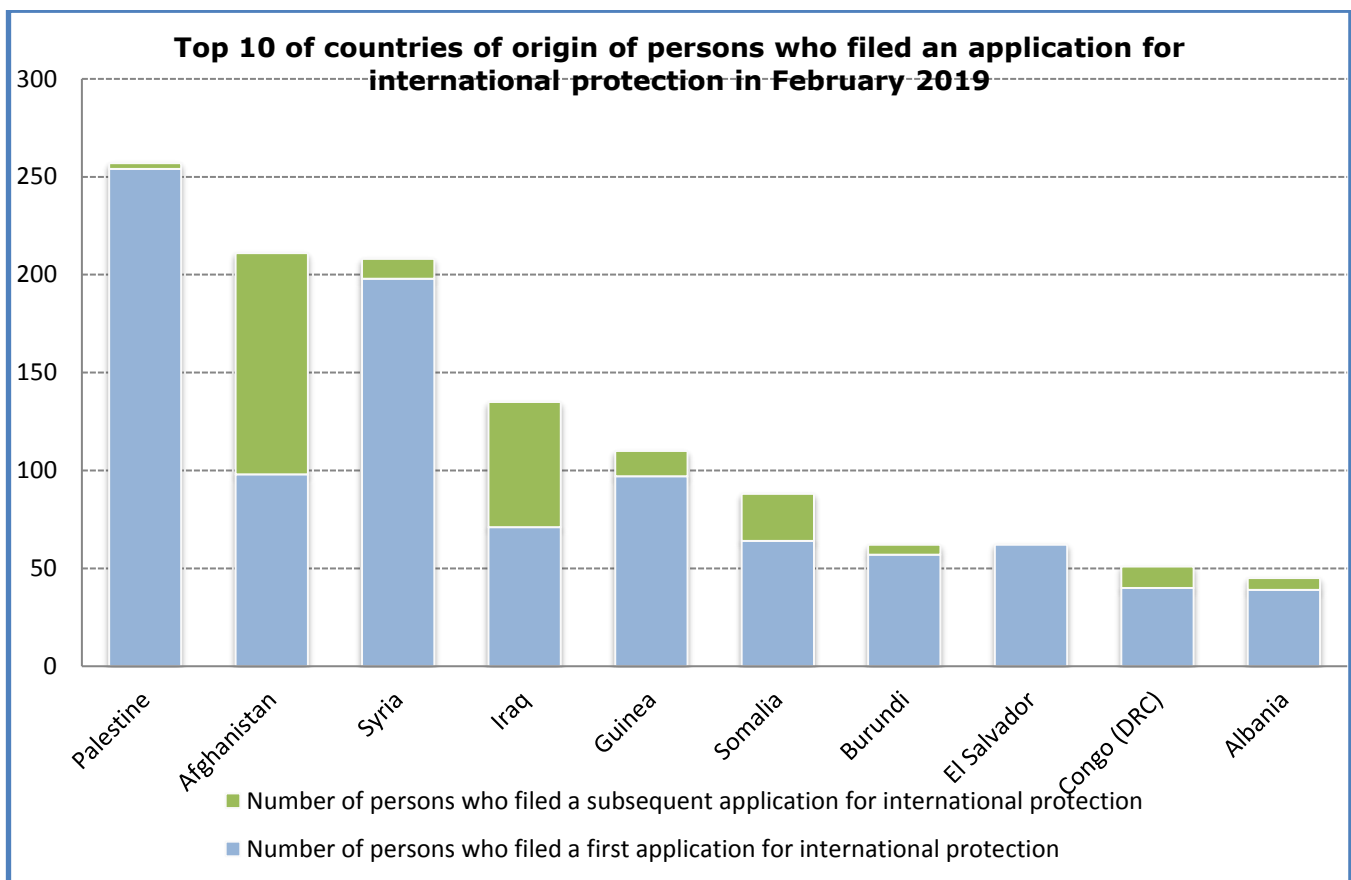
I. APPLICATIONS FOR INTERNATIONAL PROTECTION (Source: Immigration Office)

Number of persons who who filed an application for international protection in 2016,2017, 2018 and 2019											
2016				2017							
Month	Total number of persons who filed an application for international protection 2016	Number of persons who filed a first application for international protection 2016	Number of persons who filed a subsequent application for international protection 2016	Month	Total number of persons who filed an application for international protection 2017	Number of persons who filed a first application for international protection 2017	Number of persons who filed a subsequent application for international protection 2017				
January	2.842	2.396	446	January	1.461	1.151	310				
February	1.523	1.313	210	February	1.416	1.081	335				
March	1.374	1.016	358	March	1.784	1.377	407				
April	1.300	1.033	267	April	1.424	1.084	340				
May	1.193	836	357	May	1.643	1.290	353				
June	1.089	790	299	June	1.614	1.267	347				
July	1.322	1.084	238	July	1.529	1.172	357				
August	1.673	1.254	419	August	1.790	1.437	353				
September	1.496	1.176	320	September	1.898	1.553	345				
October	1.705	1.330	375	October	1.787	1.357	430				
November	1.614	1.261	353	November	1.742	1.377	365				
December	1.579	1.181	398	December	1.600	1.227	373				
Total	18.710	14.670	4.040	Total	19.688	15.373	4.315				

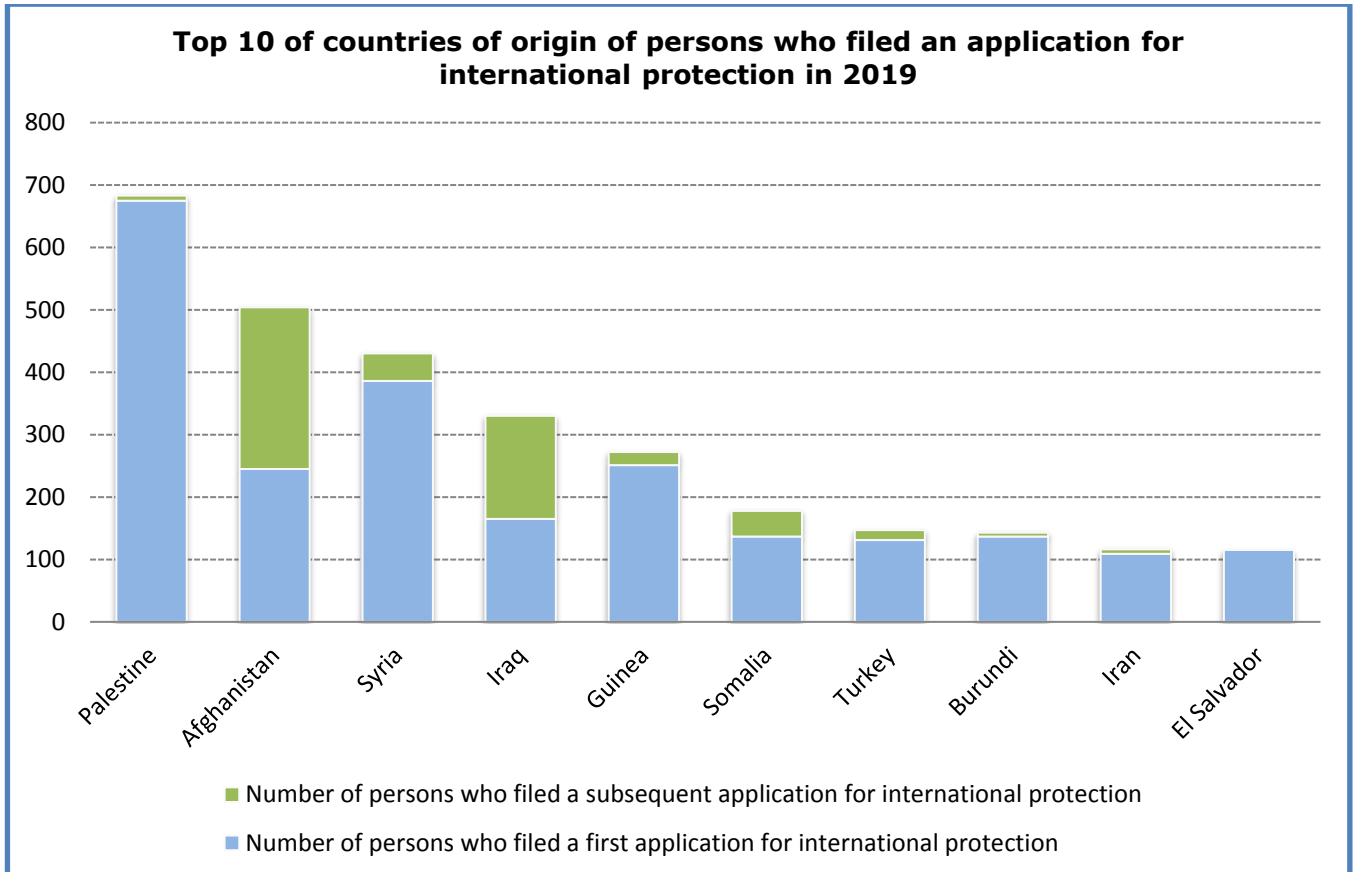
Number of persons who who filed an application for international protection in 2018 and 2019											
2018				2019							
Month	Total number of persons who filed an application for international protection 2018	Number of persons who filed a first application for international protection 2018	Number of persons who filed a subsequent application for international protection 2018	Month	Total number of persons who filed an application for international protection 2019	Number of persons who filed a first application for international protection 2019	Number of persons who filed a subsequent application for international protection 2019				
January	1.893	1.458	435	January	2.765	2.272	493				
February	1.757	1.369	388	February	2.063	1.665	398				
March	1.779	1.344	435	March							
April	1.711	1.323	388	April							
May	1.791	1.320	471	May							
June	1.737	1.352	385	June							
July	2.117	1.812	305	July							
August	2.368	1.943	425	August							
September	2.345	2.004	341	September							
October	2.750	2.360	390	October							
November	1.942	1.672	270	November							
December	1.253	1.081	172	December							
Total	23.443	19.038	4.405	Total	4.828	3.937	891				



Top 10 of countries of origin of persons who who filed an application for international protection in February 2019			
Country of origin	Total number of persons who filed an application for international protection	Number of persons who filed a first application for international protection	Number of persons who filed a subsequent application for international protection
1 Palestine	257	254	3
2 Afghanistan	211	98	113
3 Syria	208	198	10
4 Iraq	135	71	64
5 Guinea	110	97	13
6 Somalia	88	64	24
7 Burundi	62	57	5
8 El Salvador	62	62	0
9 Congo (DRC)	51	40	11
10 Albania	45	39	6
Other countries	834	685	149
Total February	2.063	1.665	398



Top 10 of countries of origin of persons who who filed an application for international protection in 2019			
Country of origin	Total number of persons who filed an application for international protection	Number of persons who filed a first application for international protection	Number of persons who filed a subsequent application for international protection
1 Palestine	683	675	8
2 Afghanistan	504	245	259
3 Syria	430	386	44
4 Iraq	330	165	165
5 Guinea	272	251	21
6 Somalia	178	137	41
7 Turkey	147	131	16
8 Burundi	143	137	6
9 Iran	116	109	7
10 El Salvador	115	115	0
Other countries	1.910	1.586	324
Total 2019	4.828	3.937	891



II. **DECISIONS** (Source: CGRS)

Number of persons who received a decision regarding their application for international protection													
Decisions	Jan	Feb	Mar	Apr	May	Jun	Jul	Aug	Sep	Oct	Nov	Dec	Tot
Intermediary decisions													
Number of persons for whom a further assessment (border) was decided + number of persons whose subsequent application was declared admissible	99	91											190
Final decisions													
Number of persons who received a decision granting refugee status	414	556											970
Number of persons who received a decision granting subsidiary protection status	110	78											188
Number of persons whose application was declared inadmissible	333	347											680
Number of persons whose application was considered manifestly unfounded	8	4											12
Number of persons who received a decision refusing refugee status and refusing subsidiary protection status	347	445											792
Number of persons whose status was ended or revoked	20	30											50
Total number of persons who received a decision regarding their application for international protection	1.331	1.551	0	0	0	0	0	0	0	0	0	0	2.882

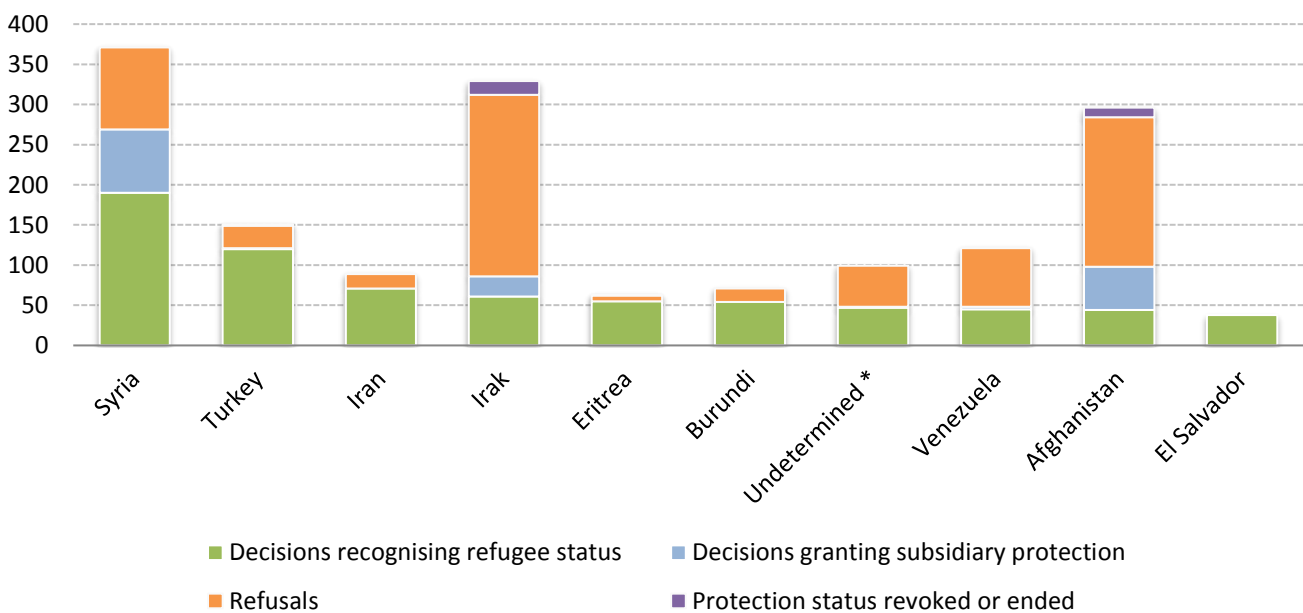
Number of decisions (cases)													
Decisions	Jan	Feb	Mar	Apr	May	Jun	Jul	Aug	Sep	Oct	Nov	Dec	Tot
Intermediary decisions													
further assessment (border) + subsequent application declared admissible	90	81											171
Final decisions													
Recognition of refugee status (RS)	334	401											735
Granting of subsidiary protection status (SP)	86	59											145
Application declared inadmissible	294	281											575
Application considered manifestly unfounded	5	3											8
Refusal of refugee status and refusal of subsidiary protection status	297	364											661
Protection status revoked or ended	17	20											37
Total number of decisions	1.123	1.209	0	0	0	0	0	0	0	0	0	0	2.332

Top 10 of countries of origin for recognition of refugee status in 2019

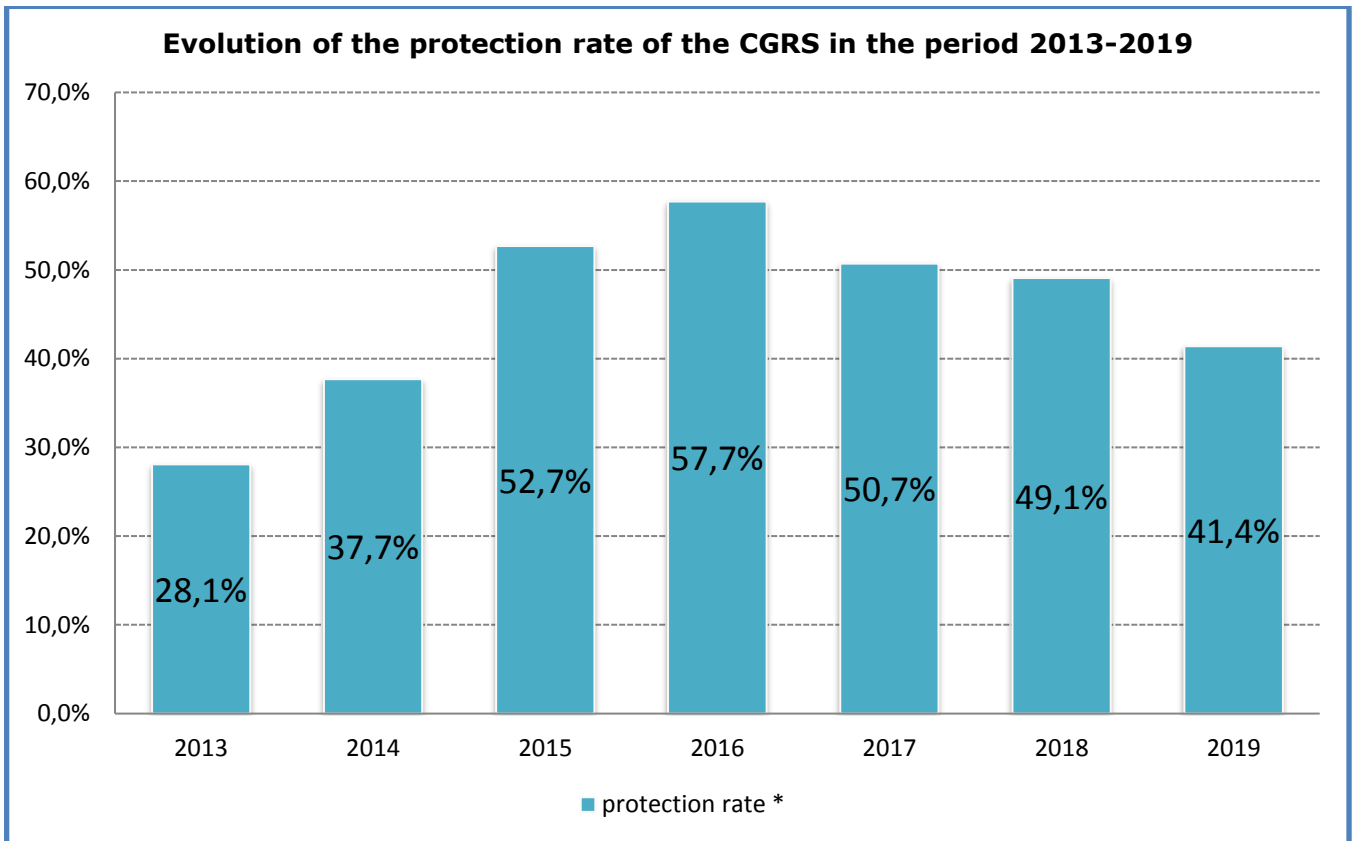
Country of origin	Decisions recognising refugee status	Decisions granting subsidiary protection	Protection status revoked or ended	Refusals	Total number of final decisions *
1 Syria	190	79	0	102	371
2 Turkey	120	1	2	28	151
3 Iran	71	0	0	18	89
4 Irak	61	25	17	226	329
5 Eritrea	55	0	1	7	63
6 Burundi	54	0	0	17	71
7 Undetermined *	47	1	0	51	99
8 Venezuela	45	3	0	73	121
9 Afghanistan	44	54	12	186	296
10 El Salvador	38	0	0	0	38
Other countries	245	25	18	776	1.064
Total 2019	970	188	50	1.484	2.692

* The decisions 'further assessment (border) and subsequent application declared admissible' are a kind of intermediary decision and are therefore **not included** in the final decisions.

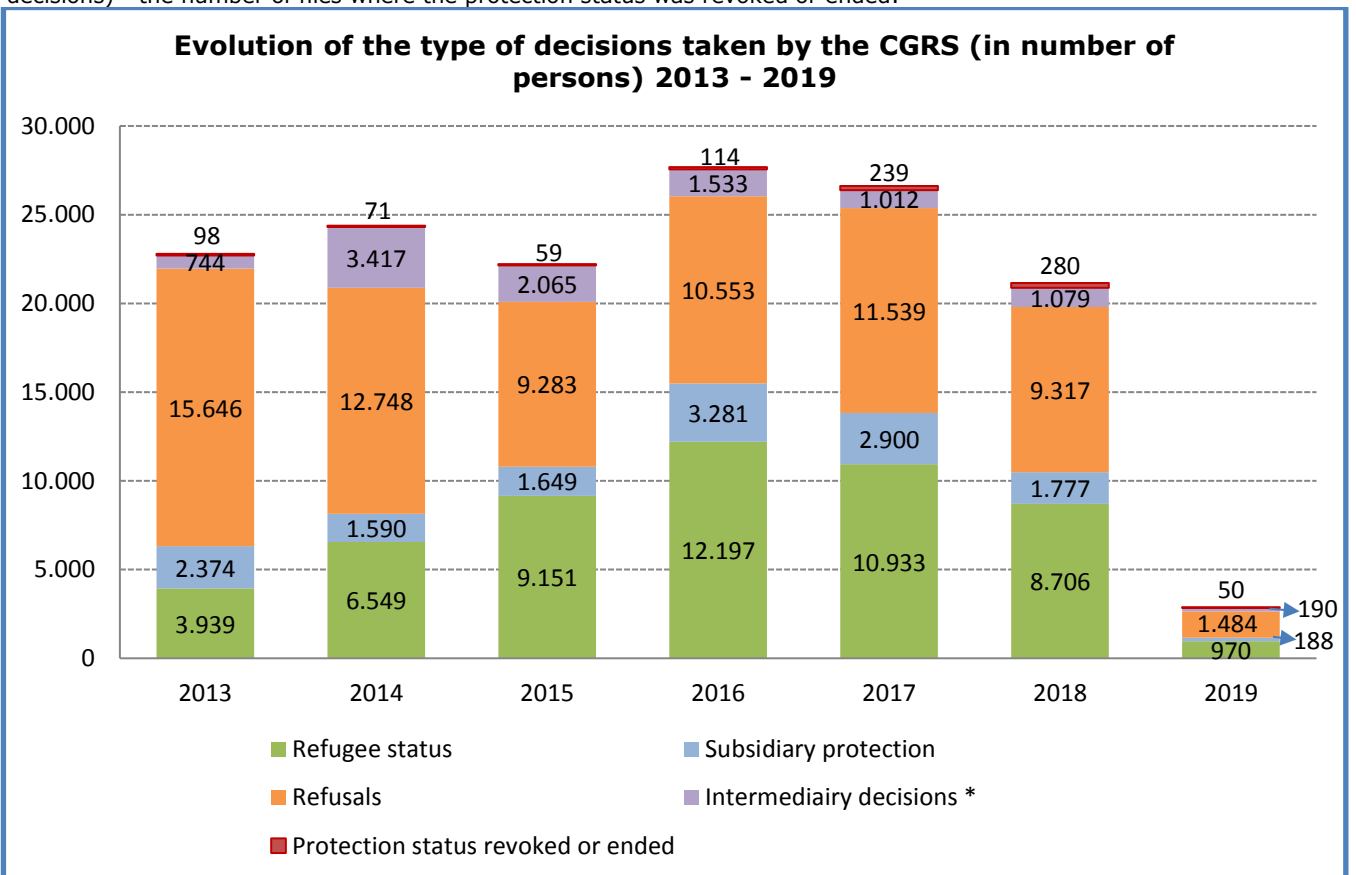
Top 10 of countries of origin for recognition of refugee status in 2019



* 'Undetermined' includes persons whose nationality could not be ascertained, stateless persons,...



* The protection rate is the percentage of applications leading to recognition of refugee status or granting of subsidiary protection status compared to the total number of final decisions (= total number of decisions - the intermediary decisions) - the number of files where the protection status was revoked or ended.



* 'Intermediary decisions' are the decisions 'further assessment (border) and subsequent application declared admissible.'

III. CASELOAD (Source: CGRS)

At the end of February 2019, the total caseload of the CGRS amounted to **5,961** asylum dossiers (7,601 persons). As a normal caseload corresponds to **4,200** dossiers, the actual backlog amounts to **1,761** dossiers.

