

ASYLUM STATISTICS DECEMBER 2020

SURVEY

APPLICATIONS FOR INTERNATIONAL PROTECTION		December 2020	2020
Number of persons who filed a first application for international protection *		1.383	13.105
Number of persons who filed a subsequent application for international protection		496	3.805
Total number of persons who filed an application for international protection		1.879	16.910
DECISIONS		December 2020	2020
Intermediary decisions			
Number of persons for whom a further assessment (border) was decided + number of persons whose subsequent application was declared admissible		101	794
Final decisions			
Number of persons who received a decision granting refugee status		581	4.888
Number of persons who received a decision granting subsidiary protection status		174	948
Number of persons whose application was declared inadmissible		602	4.487
Number of persons whose application was considered manifestly unfounded		95	547
Number of persons who received a decision refusing refugee status and refusing subsidiary protection status		747	5.558
Number of persons whose status was ended or revoked		28	162
Total number of persons who received a decision regarding their application for international protection		2.328	17.384
CASELOAD		End of December 2020	
		12.663 cases	

* This category contains both the applications filed at the border and those filed on the territory, as well as applications filed by persons who came to Belgium through resettlement (17 persons in December).

Date of publication: January 2021

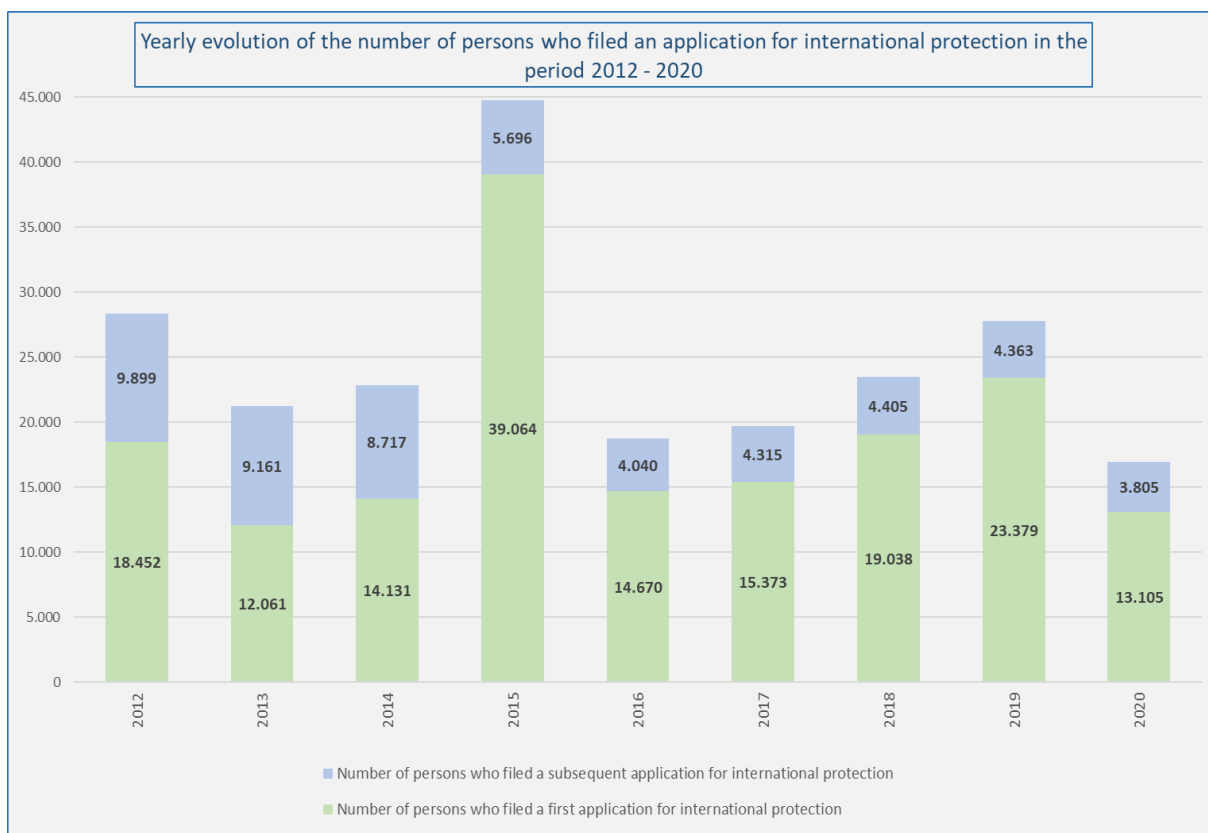
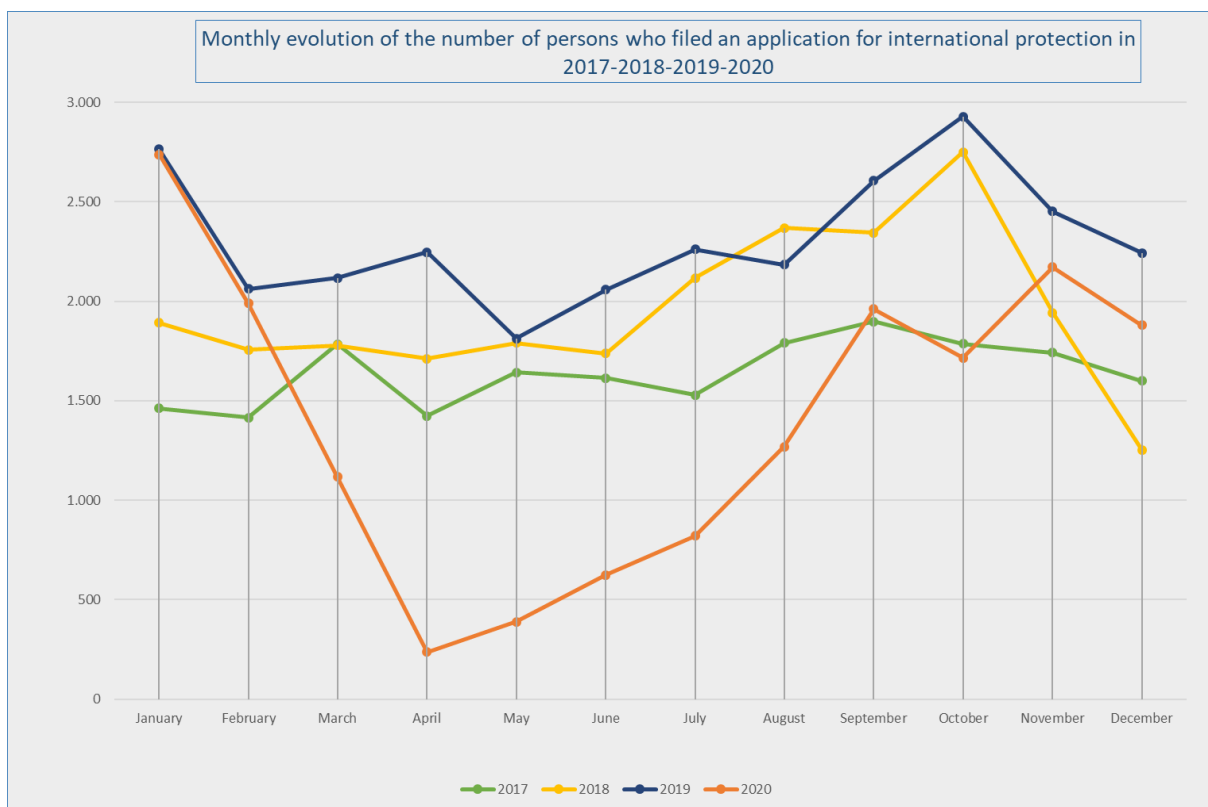
Contact person : Damien Dermaux

Damien.Dermaux@ibz.fgov.be

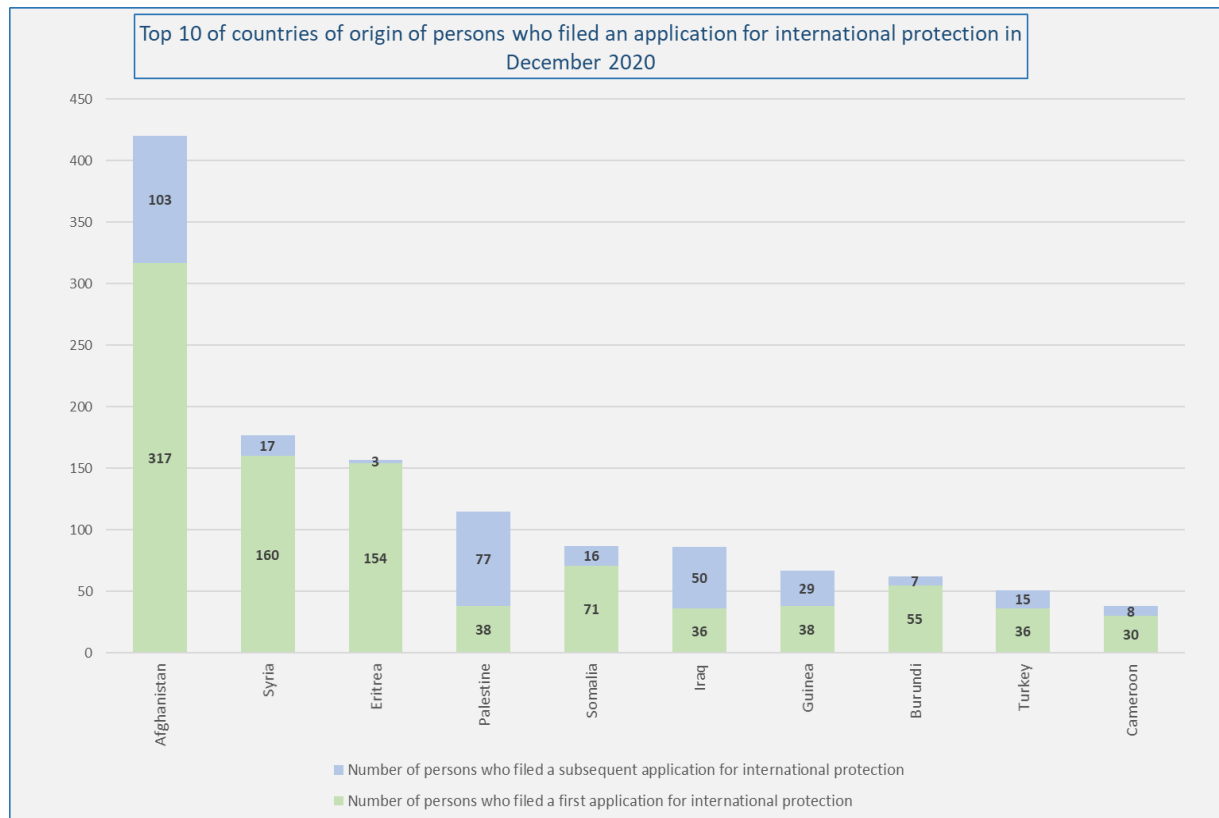
02 205 54 83

APPLICATIONS FOR INTERNATIONAL PROTECTION (Source: Immigration Office)

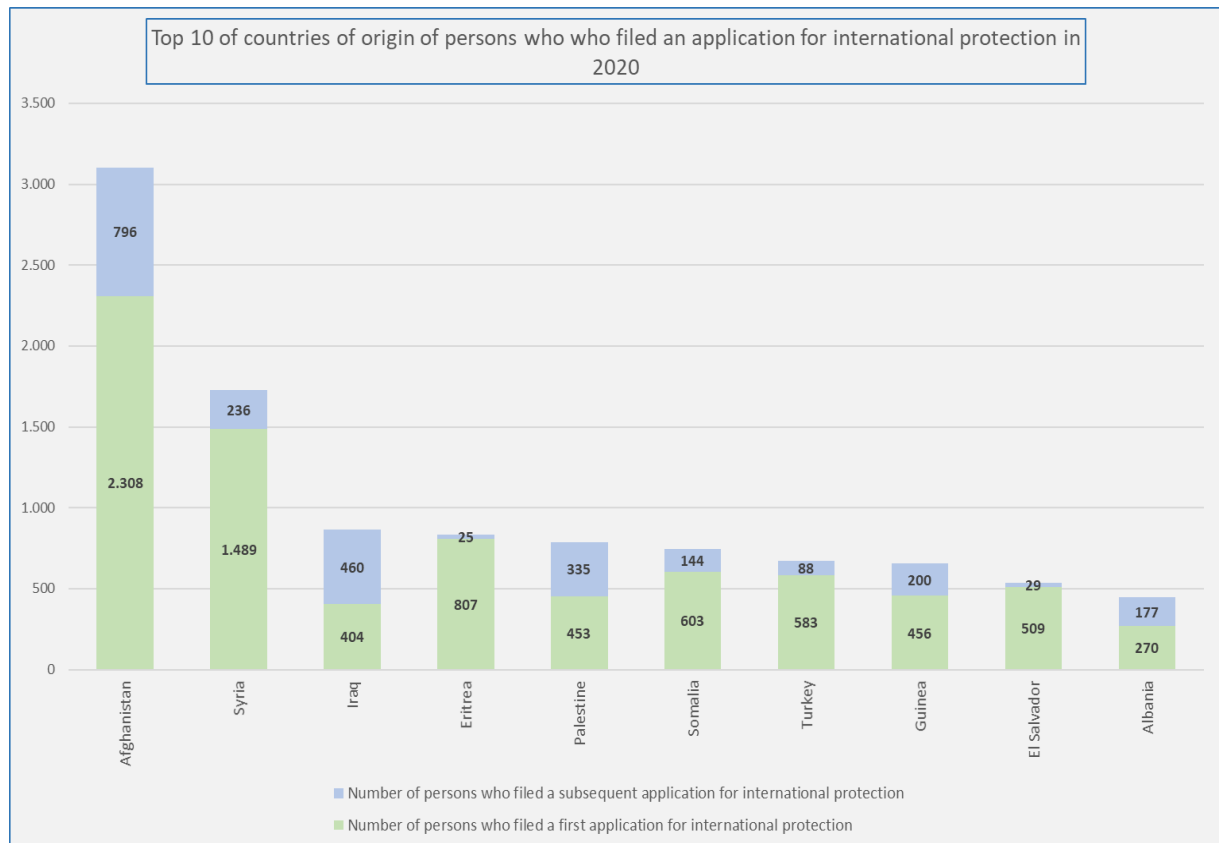
Number of persons who who filed an application for international protection in 2017,2018, 2019 and 2020							
	Total number of persons who filed an application for international protection 2017	Number of persons who filed a first application for international protection 2017	Number of persons who filed a subsequent application for international protection 2017		Total number of persons who filed an application for international protection 2018	Number of persons who filed a first application for international protection 2018	Number of persons who filed a subsequent application for international protection 2018
January	1.461	1.151	310	January	1.893	1.458	435
February	1.416	1.081	335	February	1.757	1.369	388
March	1.784	1.377	407	March	1.779	1.344	435
April	1.424	1.084	340	April	1.711	1.323	388
May	1.643	1.290	353	May	1.791	1.320	471
June	1.614	1.267	347	June	1.737	1.352	385
July	1.529	1.172	357	July	2.117	1.812	305
August	1.790	1.437	353	August	2.368	1.943	425
September	1.898	1.553	345	September	2.345	2.004	341
October	1.787	1.357	430	October	2.750	2.360	390
November	1.742	1.377	365	November	1.942	1.672	270
December	1.600	1.227	373	December	1.253	1.081	172
Total	19.688	15.373	4.315	Total	23.443	19.038	4.405
	Total number of persons who filed an application for international protection 2019	Number of persons who filed a first application for international protection 2019	Number of persons who filed a subsequent application for international protection 2019		Total number of persons who filed an application for international protection 2020	Number of persons who filed a first application for international protection 2020	Number of persons who filed a subsequent application for international protection 2020
January	2.765	2.272	493	January	2.739	2.235	504
February	2.063	1.665	398	February	1.990	1.626	364
March	2.118	1.755	363	March	1.116	897	219
April	2.247	1.878	369	April	236	172	64
May	1.813	1.502	311	May	389	225	164
June	2.058	1.772	286	June	623	319	304
July	2.262	1.937	325	July	820	711	109
August	2.185	1.945	240	August	1.270	1.070	200
September	2.607	2.234	373	September	1.961	1.366	595
October	2.929	2.483	446	October	1.716	1.437	279
November	2.452	2.072	380	November	2.171	1.664	507
December	2.243	1.864	379	December	1.879	1.383	496
Total	27.742	23.379	4.363	Total	16.910	13.105	3.805



Top 10 of countries of origin of persons who filed an application for international protection in December 2020				
	Country of origin	Total number of persons who filed an application for international protection	Number of persons who filed a first application for international protection	Number of persons who filed a subsequent application for international protection
1	Afghanistan	420	317	103
2	Syria	177	160	17
3	Eritrea	157	154	3
4	Palestine	115	38	77
5	Somalia	87	71	16
6	Iraq	86	36	50
7	Guinea	67	38	29
8	Burundi	62	55	7
9	Turkey	51	36	15
10	Cameroon	38	30	8
	Other countries	619	448	171
	Total December	1.879	1.383	496



Top 10 of countries of origin of persons who who filed an application for international protection in 2020				
	Country of origin	Total number of persons who filed an application for international protection	Number of persons who filed a first application for international protection	Number of persons who filed a subsequent application for international protection
1	Afghanistan	3.104	2.308	796
2	Syria	1.725	1.489	236
3	Iraq	864	404	460
4	Eritrea	832	807	25
5	Palestine	788	453	335
6	Somalia	747	603	144
7	Turkey	671	583	88
8	Guinea	656	456	200
9	El Salvador	538	509	29
10	Albania	447	270	177
	Other countries	6.538	5.223	1.315
	Total 2020	16.910	13.105	3.805



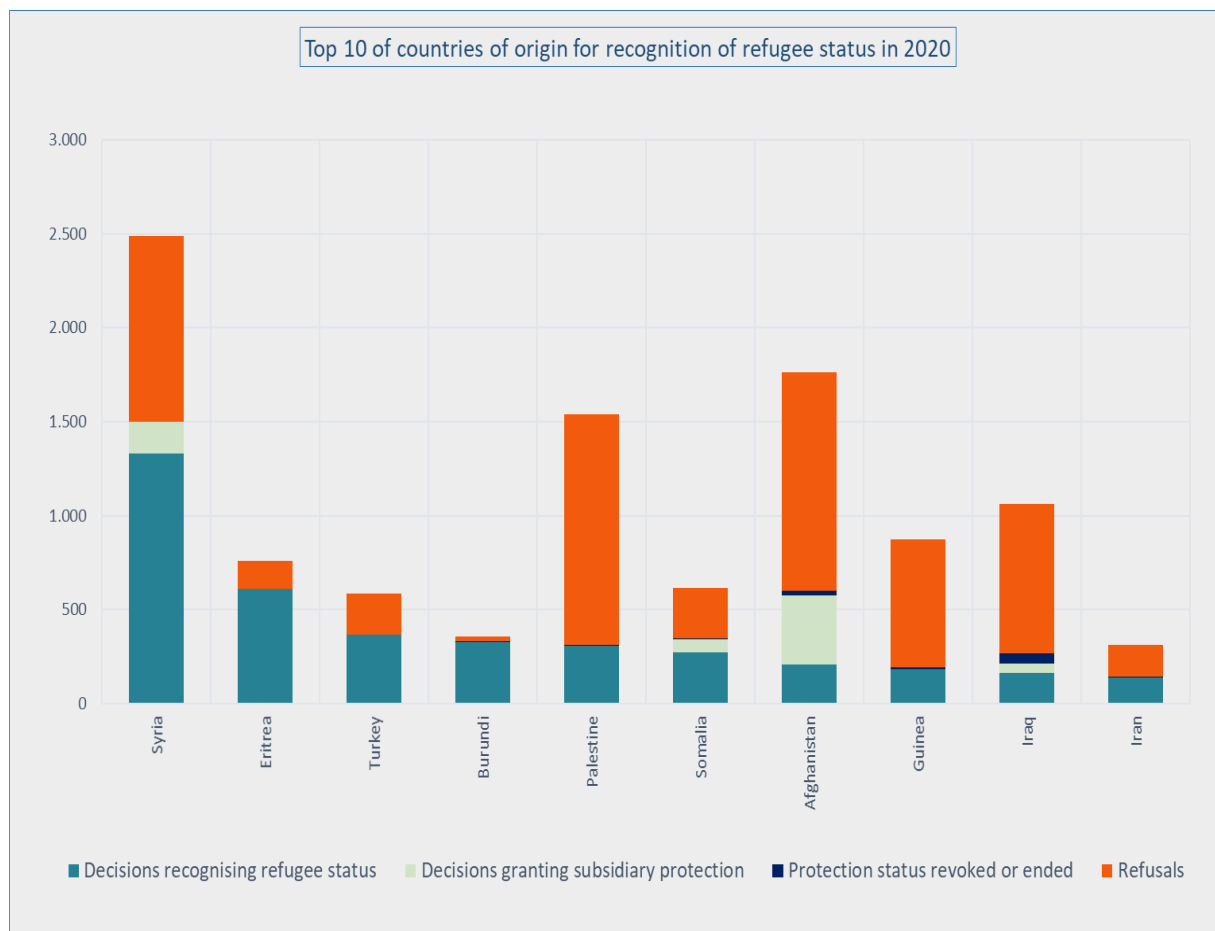
DECISIONS (Source: CGRS)

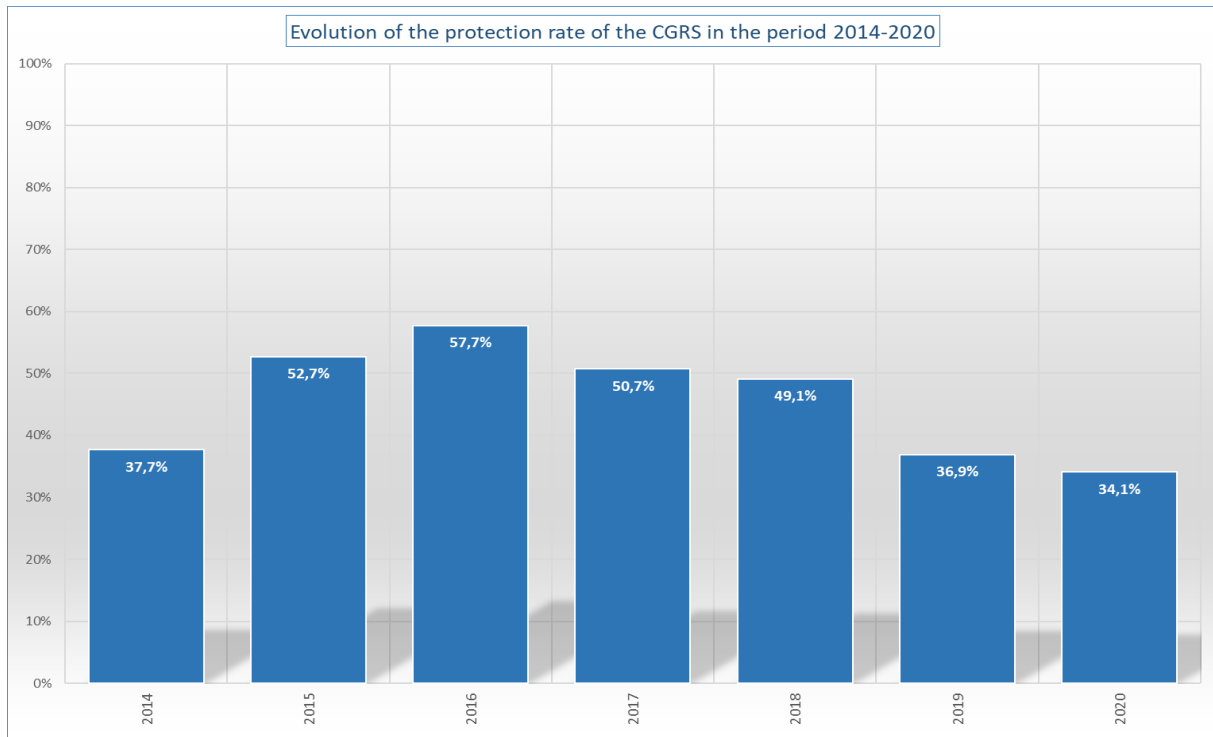
Number of persons who received a decision regarding their application for international protection													
Decisions	Jan	Feb	Mar	Apr	May	Jun	Jul	Aug	Sep	Oct	Nov	Dec	Tot
Intermediary decisions													
Number of persons for whom a further assessment (border) was decided + number of persons whose subsequent application was declared admissible	86	147	90	56	29	18	51	44	54	74	44	101	794
Final decisions													
Number of persons who received a decision granting refugee status	378	419	388	569	588	372	243	234	343	395	378	581	4.888
Number of persons who received a decision granting subsidiary protection status	95	79	83	105	54	28	35	77	92	93	33	174	948
Number of persons whose application was declared inadmissible	543	694	619	391	91	79	180	213	296	402	377	602	4.487
Number of persons whose application was considered manifestly unfounded	68	65	44	45	26	9	15	21	61	50	48	95	547
Number of persons who received a decision refusing refugee status and refusing subsidiary protection status	392	545	461	880	362	255	236	243	427	555	455	747	5.558
Number of persons whose status was ended or revoked	18	24	22	17	13	5	4	11	1	11	8	28	162
Total number of persons who received a decision regarding their application for international protection	1.580	1.973	1.707	2.063	1.163	766	764	843	1.274	1.580	1.343	2.328	17.384

Decisions	Number of decisions (cases)												
	Jan	Feb	Mar	Apr	May	Jun	Jul	Aug	Sep	Oct	Nov	Dec	Tot
Intermediary decisions													
Further assessment (border) + subsequent application declared admissible	72	115	83	47	28	15	49	41	46	63	39	88	686
Final decisions													
Recognition of refugee status (RS)	290	332	323	407	435	262	222	199	266	308	276	423	3.743
Granting of subsidiary protection status (SP)	77	76	69	95	51	24	33	65	84	86	30	155	845
Application declared inadmissible	433	557	474	326	75	68	164	196	274	338	325	518	3.748
Application considered manifestly unfounded	56	46	28	37	13	8	15	16	48	39	30	74	410
Refusal of refugee status and refusal of subsidiary protection status	342	460	390	728	282	212	213	214	368	466	390	631	4.696
Protection status revoked or ended	12	22	19	17	13	5	4	10	1	9	7	25	144
Total number of decisions	1.282	1.608	1.386	1.657	897	594	700	741	1.087	1.309	1.097	1.914	14.272

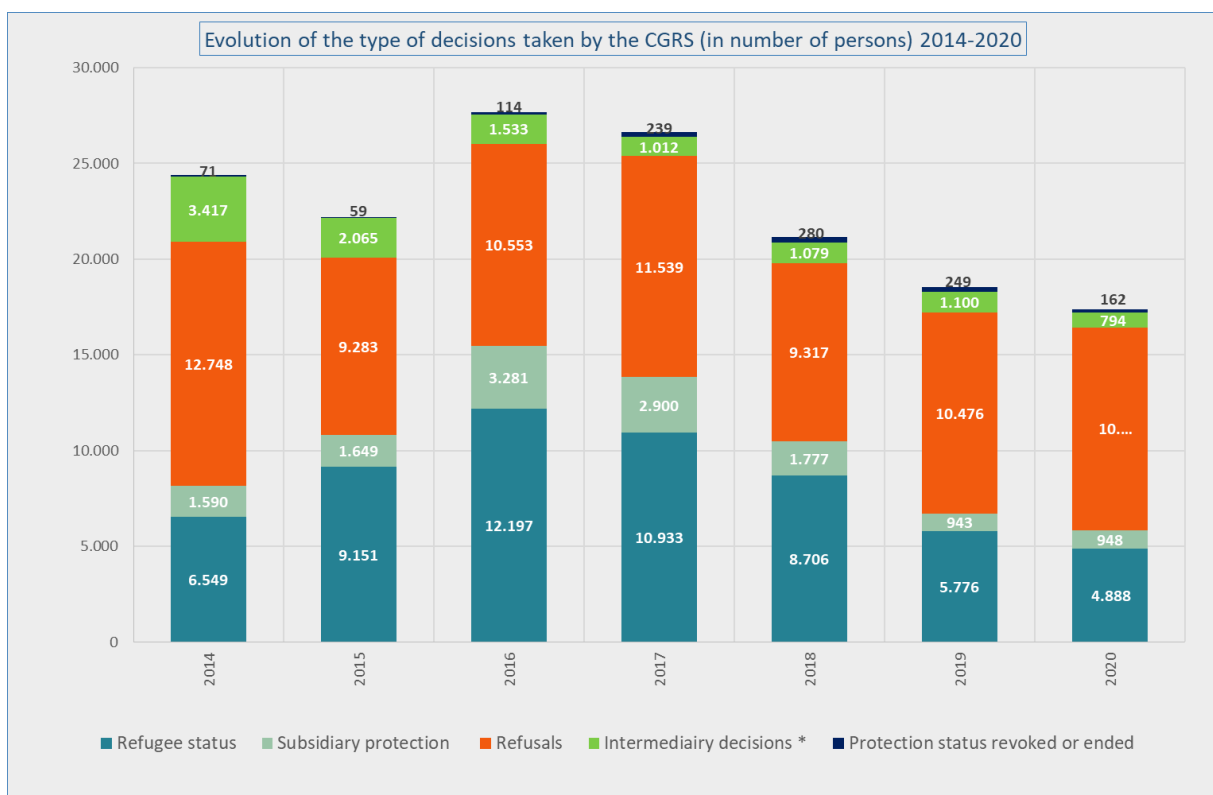
Top 10 of countries of origin for recognition of refugee status in 2020						
	Country of origin	Decisions recognising refugee status	Decisions granting subsidiary protection	Protection status revoked or ended	Refusals	Total number of final decisions *
1	Syria	1.331	168	2	988	2.489
2	Eritrea	612	0	0	147	759
3	Turkey	367	0	0	217	584
4	Burundi	328	0	3	27	358
5	Palestine	307	2	1	1.227	1.537
6	Somalia	270	73	2	271	616
7	Afghanistan	208	365	29	1.159	1.761
8	Guinea	182	3	6	681	872
9	Iraq	163	49	56	794	1.062
10	Iran	139	0	2	171	312
	Other countries	981	288	61	4.910	6.240
	Total 2020	4.888	948	162	10.592	16.590

* The decisions 'further assessment (border) and subsequent application declared admissible' are a kind of intermediary decision and are therefore **not included** in the final decisions.





* The protection rate is the percentage of applications leading to recognition of refugee status or granting of subsidiary protection status compared to the total number of final decisions (= total number of decisions – the intermediary decisions) - the number of files where the protection status was revoked or ended.



* 'Intermediary decisions' are the decisions 'further assessment (border) and subsequent application declared admissible.'

CASELOAD (Source: CGRS)

At the end of December 2020, the total workload amounted to **12,663** cases (15.775 persons). In view of the current inflow, a volume of **4,200** dossiers can be considered as a normal caseload. The actual backlog amounts to **8,463** cases.

