

## ASYLUM STATISTICS DECEMBER 2019

SURVEY		
APPLICATIONS FOR INTERNATIONAL PROTECTION	December 2019	2019
Number of persons who filed a first application for international protection *	1.864	23.379
Number of persons who filed a subsequent application for international protection	379	4.363
Total number of persons who filed an application for international protection	2.243	27.742
DECISIONS	December 2019	2019
<b>Intermediary decisions</b>		
Number of persons for whom a further assessment (border) was decided + number of persons whose subsequent application was declared admissible	105	1.100
<b>Final decisions</b>		
Number of persons who received a decision granting refugee status	474	5.776
Number of persons who received a decision granting subsidiary protection status	83	943
Number of persons whose application was declared inadmissible	653	4.747
Number of persons whose application was considered manifestly unfounded	76	735
Number of persons who received a decision refusing refugee status and refusing subsidiary protection status	487	4.994
<b>Number of persons whose status was ended or revoked</b>	<b>14</b>	<b>249</b>
<b>Total number of persons who received a decision regarding their application for international protection</b>	<b>1.892</b>	<b>18.544</b>
<b>CASELOAD</b>	<b>End of December</b>	
	10.362 cases	

\* This category contains both the applications filed at the border and those filed on the territory, as well as applications filed by persons who came to Belgium through resettlement (6 persons in December).

Date of publication: 9 January 2020

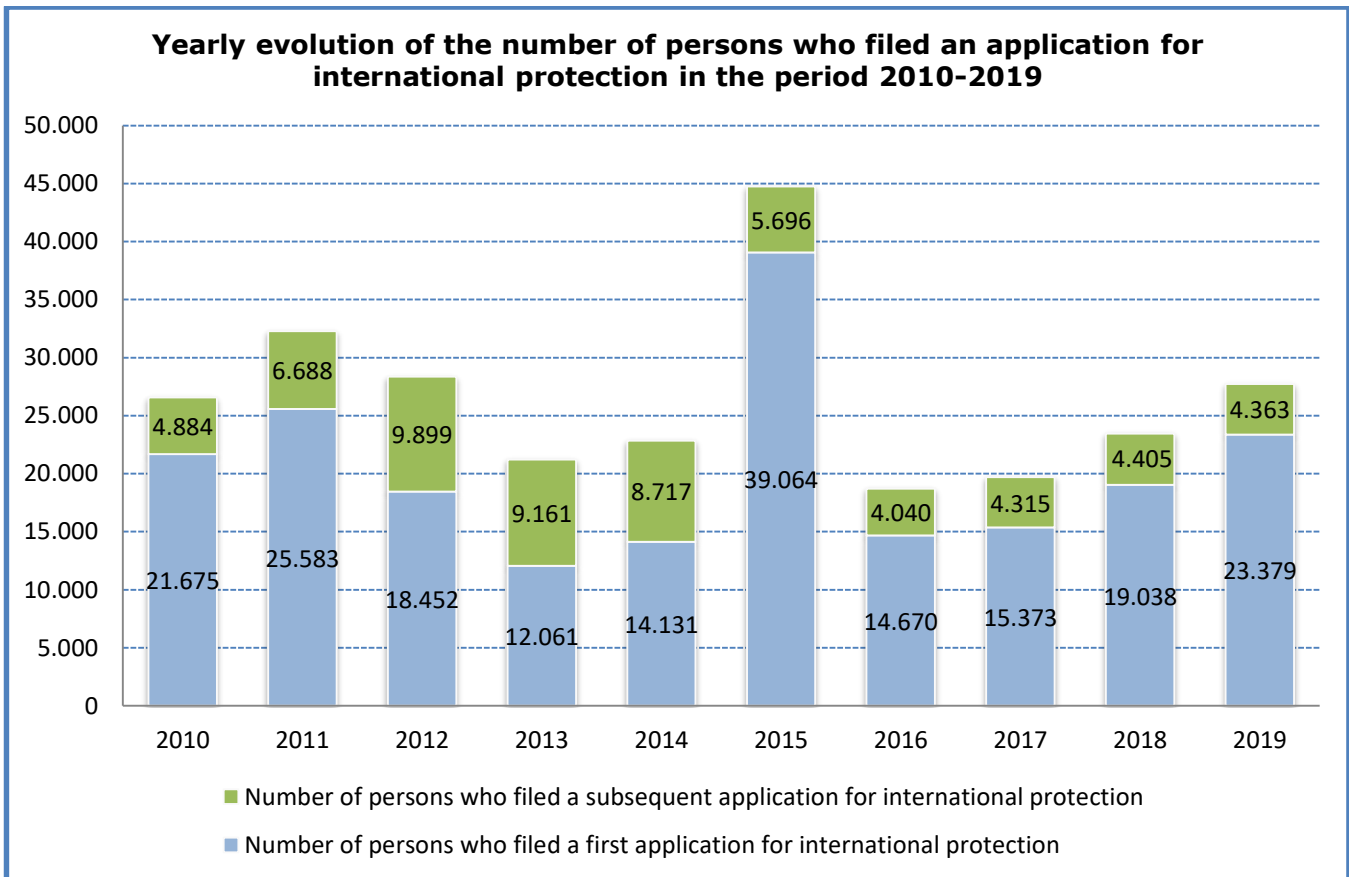
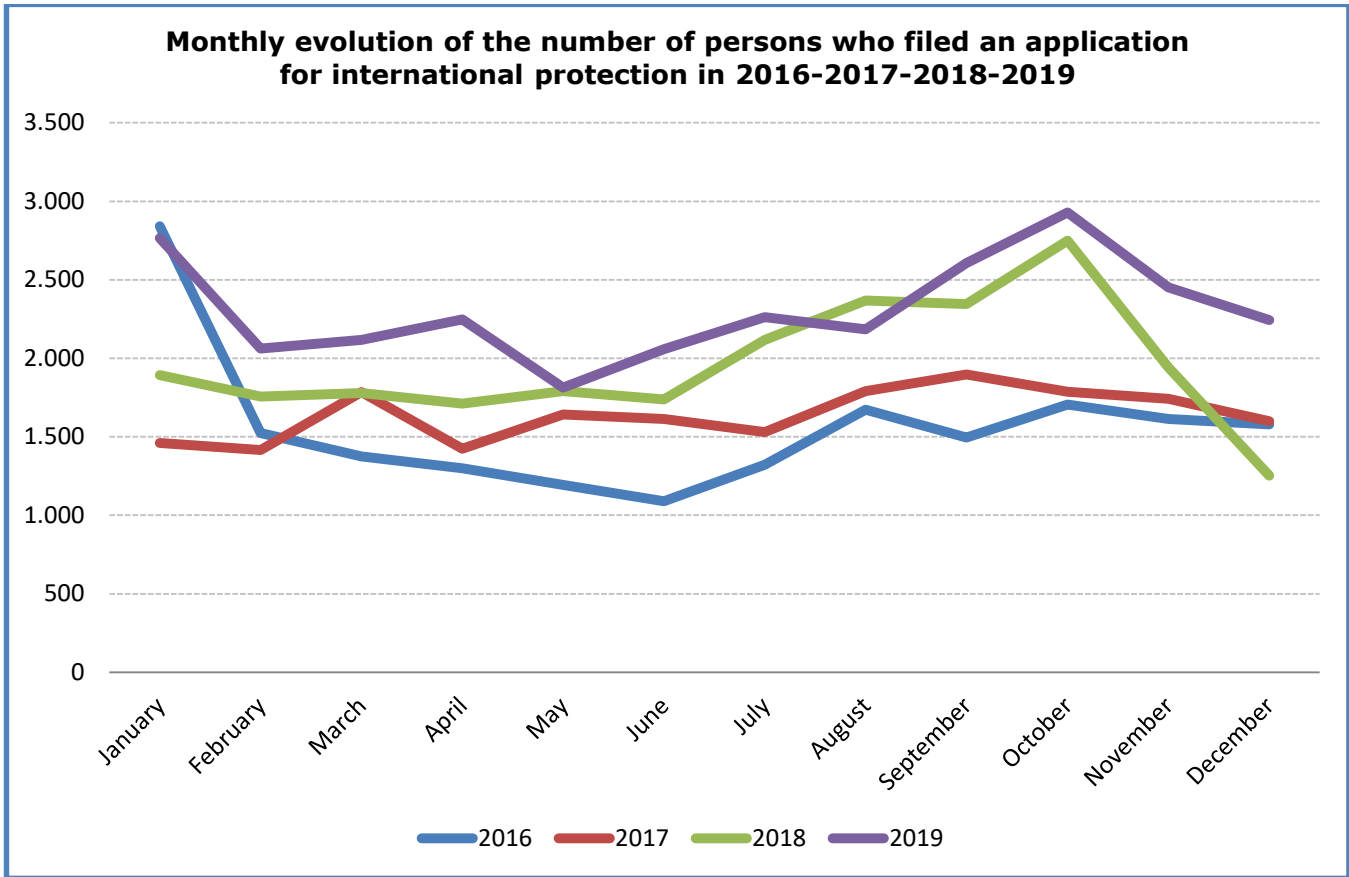
Contact person: Gabrielle BAES

[Gabrielle.Baes@ibz.fgov.be](mailto:Gabrielle.Baes@ibz.fgov.be)

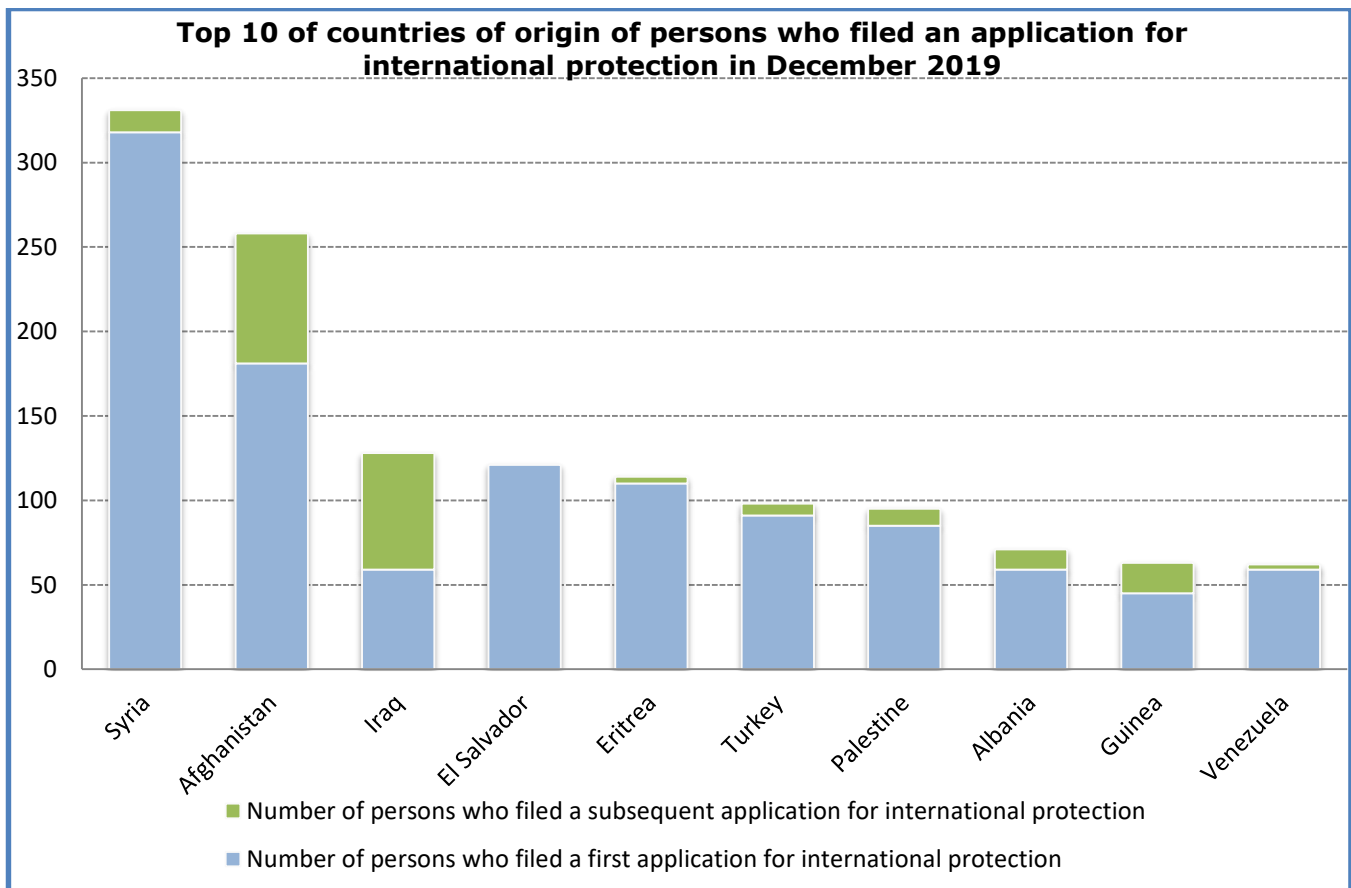
02 205 50 56

I. APPLICATIONS FOR INTERNATIONAL PROTECTION (Source: Immigration Office)

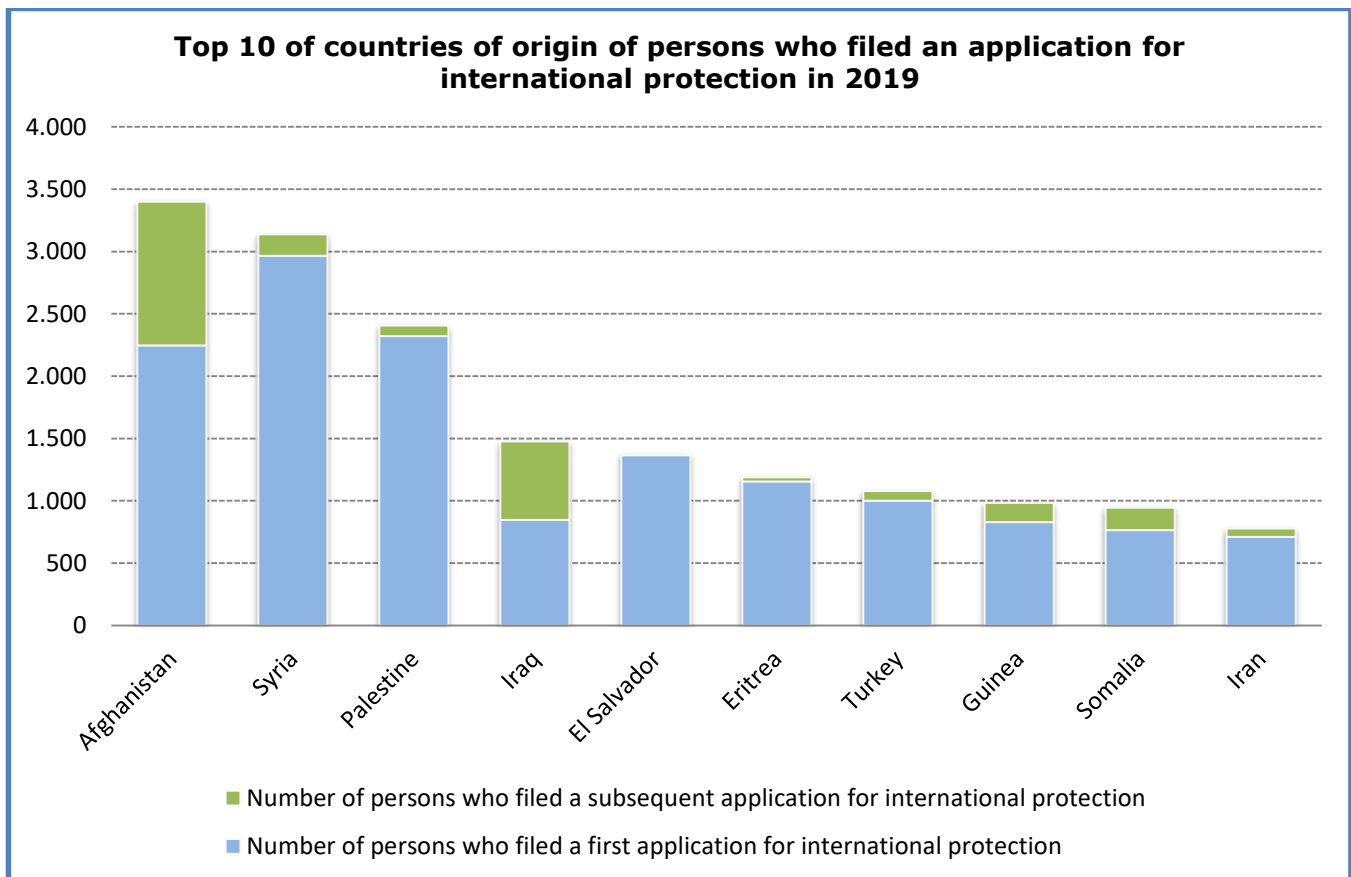
Number of persons who who filed an application for international protection in 2016,2017, 2018 and 2019							
	Total number of persons who filed an application for international protection 2016	Number of persons who filed a first application for international protection 2016	Number of persons who filed a subsequent application for international protection 2016		Total number of persons who filed an application for international protection 2017	Number of persons who filed a first application for international protection 2017	Number of persons who filed a subsequent application for international protection 2017
January	2.842	2.396	446	January	1.461	1.151	310
February	1.523	1.313	210	February	1.416	1.081	335
March	1.374	1.016	358	March	1.784	1.377	407
April	1.300	1.033	267	April	1.424	1.084	340
May	1.193	836	357	May	1.643	1.290	353
June	1.089	790	299	June	1.614	1.267	347
July	1.322	1.084	238	July	1.529	1.172	357
August	1.673	1.254	419	August	1.790	1.437	353
September	1.496	1.176	320	September	1.898	1.553	345
October	1.705	1.330	375	October	1.787	1.357	430
November	1.614	1.261	353	November	1.742	1.377	365
December	1.579	1.181	398	December	1.600	1.227	373
<b>Total</b>	<b>18.710</b>	<b>14.670</b>	<b>4.040</b>	<b>Total</b>	<b>19.688</b>	<b>15.373</b>	<b>4.315</b>
	Total number of persons who filed an application for international protection 2018	Number of persons who filed a first application for international protection 2018	Number of persons who filed a subsequent application for international protection 2018		Total number of persons who filed an application for international protection 2019	Number of persons who filed a first application for international protection 2019	Number of persons who filed a subsequent application for international protection 2019
January	1.893	1.458	435	January	2.765	2.272	493
February	1.757	1.369	388	February	2.063	1.665	398
March	1.779	1.344	435	March	2.118	1.755	363
April	1.711	1.323	388	April	2.247	1.878	369
May	1.791	1.320	471	May	1.813	1.502	311
June	1.737	1.352	385	June	2.058	1.772	286
July	2.117	1.812	305	July	2.262	1.937	325
August	2.368	1.943	425	August	2.185	1.945	240
September	2.345	2.004	341	September	2.607	2.234	373
October	2.750	2.360	390	October	2.929	2.483	446
November	1.942	1.672	270	November	2.452	2.072	380
December	1.253	1.081	172	December	2.243	1.864	379
<b>Total</b>	<b>23.443</b>	<b>19.038</b>	<b>4.405</b>	<b>Total</b>	<b>27.742</b>	<b>23.379</b>	<b>4.363</b>



<b>Top 10 of countries of origin of persons who filed an application for international protection in December 2019</b>			
<b>Country of origin</b>	<b>Total number of persons who filed an application for international protection</b>	<b>Number of persons who filed a first application for international protection</b>	<b>Number of persons who filed a subsequent application for international protection</b>
1 Syria	331	318	13
2 Afghanistan	258	181	77
3 Iraq	128	59	69
4 El Salvador	121	121	0
5 Eritrea	114	110	4
6 Turkey	98	91	7
7 Palestine	95	85	10
8 Albania	71	59	12
9 Guinea	63	45	18
10 Venezuela	62	59	3
Other countries	902	736	166
<b>Total December</b>	<b>2.243</b>	<b>1.864</b>	<b>379</b>



Top 10 of countries of origin of persons who who filed an application for international protection in 2019			
Country of origin	Total number of persons who filed an application for international protection	Number of persons who filed a first application for international protection	Number of persons who filed a subsequent application for international protection
1 Afghanistan	3.400	2.246	1.154
2 Syria	3.138	2.967	171
3 Palestine	2.407	2.321	86
4 Iraq	1.475	846	629
5 El Salvador	1.369	1.366	3
6 Eritrea	1.187	1.154	33
7 Turkey	1.077	1.001	76
8 Guinea	983	829	154
9 Somalia	945	764	181
10 Iran	776	711	65
Other countries	10.985	9.174	1.811
<b>Total 2019</b>	<b>27.742</b>	<b>23.379</b>	<b>4.363</b>



II. **DECISIONS** (Source: CGRS)

Number of persons who received a decision regarding their application for international protection													
Decisions	Jan	Feb	Mar	Apr	May	Jun	Jul	Aug	Sep	Oct	Nov	Dec	Tot
<b>Intermediary decisions</b>													
Number of persons for whom a further assessment (border) was decided + number of persons whose subsequent application was declared admissible	101	98	89	90	63	102	81	94	80	109	88	105	1.100
<b>Final decisions</b>													
Number of persons who received a decision granting refugee status	420	560	611	449	585	426	589	300	369	548	445	474	5.776
Number of persons who received a decision granting subsidiary protection status	110	78	75	89	74	68	79	54	73	103	57	83	943
Number of persons whose application was declared inadmissible	334	347	320	230	253	310	293	375	372	634	626	653	4.747
Number of persons whose application was considered manifestly unfounded	8	4	66	55	79	57	52	48	83	103	104	76	735
Number of persons who received a decision refusing refugee status and refusing subsidiary protection status	344	446	492	406	404	411	442	273	367	497	425	487	4.994
<b>Number of persons whose status was ended or revoked</b>	20	24	25	12	26	28	13	18	16	29	24	14	249
<b>Total number of persons who received a decision regarding their application for international protection</b>	1.337	1.557	1.678	1.331	1.484	1.402	1.549	1.162	1.360	2.023	1.769	1.892	18.544

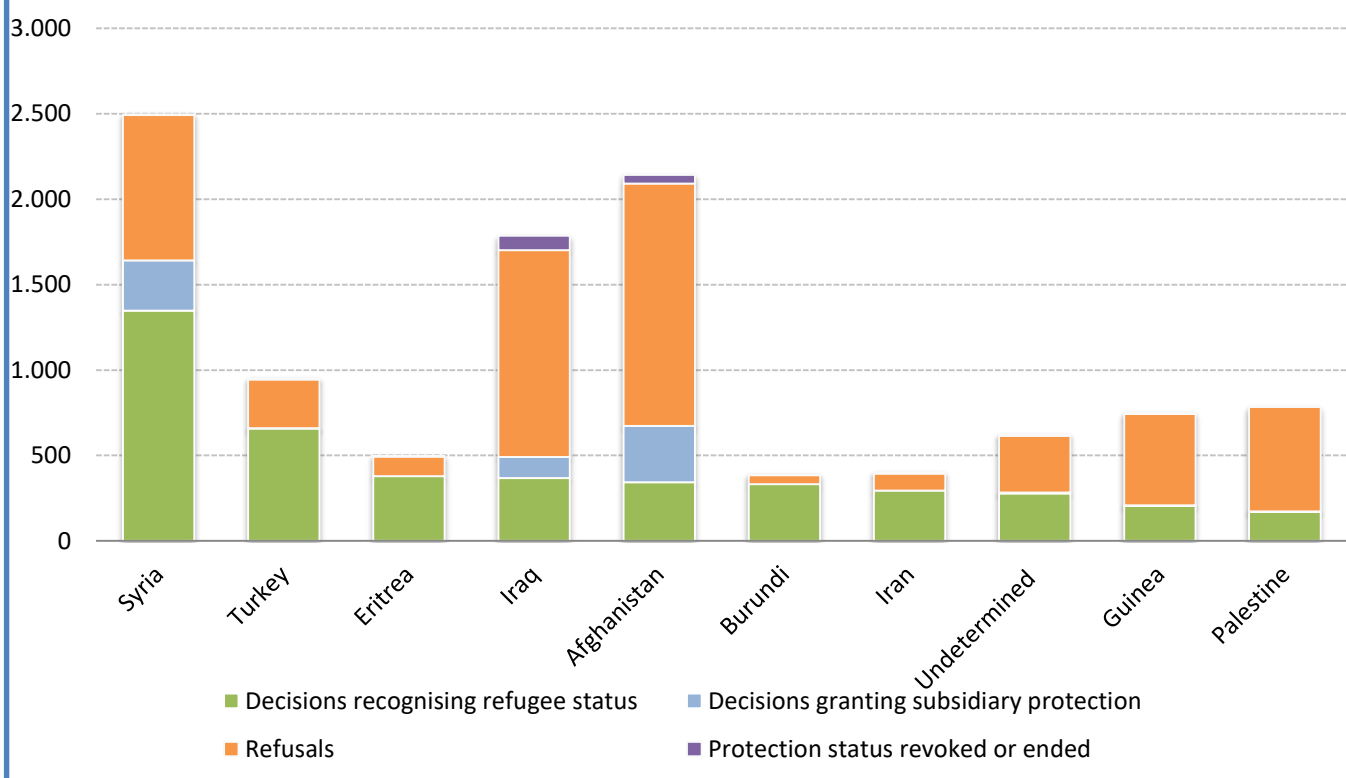
Decisions	Number of decisions (cases)												
	Jan	Feb	Mar	Apr	May	Jun	Jul	Aug	Sep	Oct	Nov	Dec	Tot
<b>Intermediary decisions</b>													
further assessment (border) + subsequent application declared admissible	90	81	75	70	54	87	75	66	57	94	76	97	922
<b>Final decisions</b>													
Recognition of refugee status (RS)	334	401	445	363	418	332	414	237	304	412	346	344	4.350
Granting of subsidiary protection status (SP)	86	59	67	66	65	58	63	44	60	74	51	74	767
Application declared inadmissible	294	281	286	211	216	277	253	319	307	532	510	509	3.995
Application considered manifestly unfounded	5	3	52	40	51	45	39	34	62	76	71	54	532
Refusal of refugee status and refusal of subsidiary protection status	298	365	409	336	344	339	364	229	312	417	380	428	4.221
<b>Protection status revoked or ended</b>	17	20	21	12	23	20	13	18	16	26	23	13	222
<b>Total number of decisions</b>	1.124	1.210	1.355	1.098	1.171	1.158	1.221	947	1.118	1.631	1.457	1.519	15.009

**Top 10 of countries of origin for recognition of refugee status in 2019**

Country of origin	Decisions recognising refugee status	Decisions granting subsidiary protection	Protection status revoked or ended	Refusals	Total number of final decisions *
1 Syria	1.348	293	5	850	2.496
2 Turkey	658	2	6	284	950
3 Eritrea	379	0	3	115	497
4 Iraq	368	123	84	1.211	1.786
5 Afghanistan	343	331	51	1.417	2.142
6 Burundi	333	0	3	51	387
7 Iran	294	0	7	100	401
8 Undetermined	278	6	8	332	624
9 Guinea	204	4	2	537	747
10 Palestine	172	1	0	610	783
Other countries	1.399	183	80	4.969	6.631
<b>Totaal 2019</b>	<b>5.776</b>	<b>943</b>	<b>249</b>	<b>10.476</b>	<b>17.444</b>

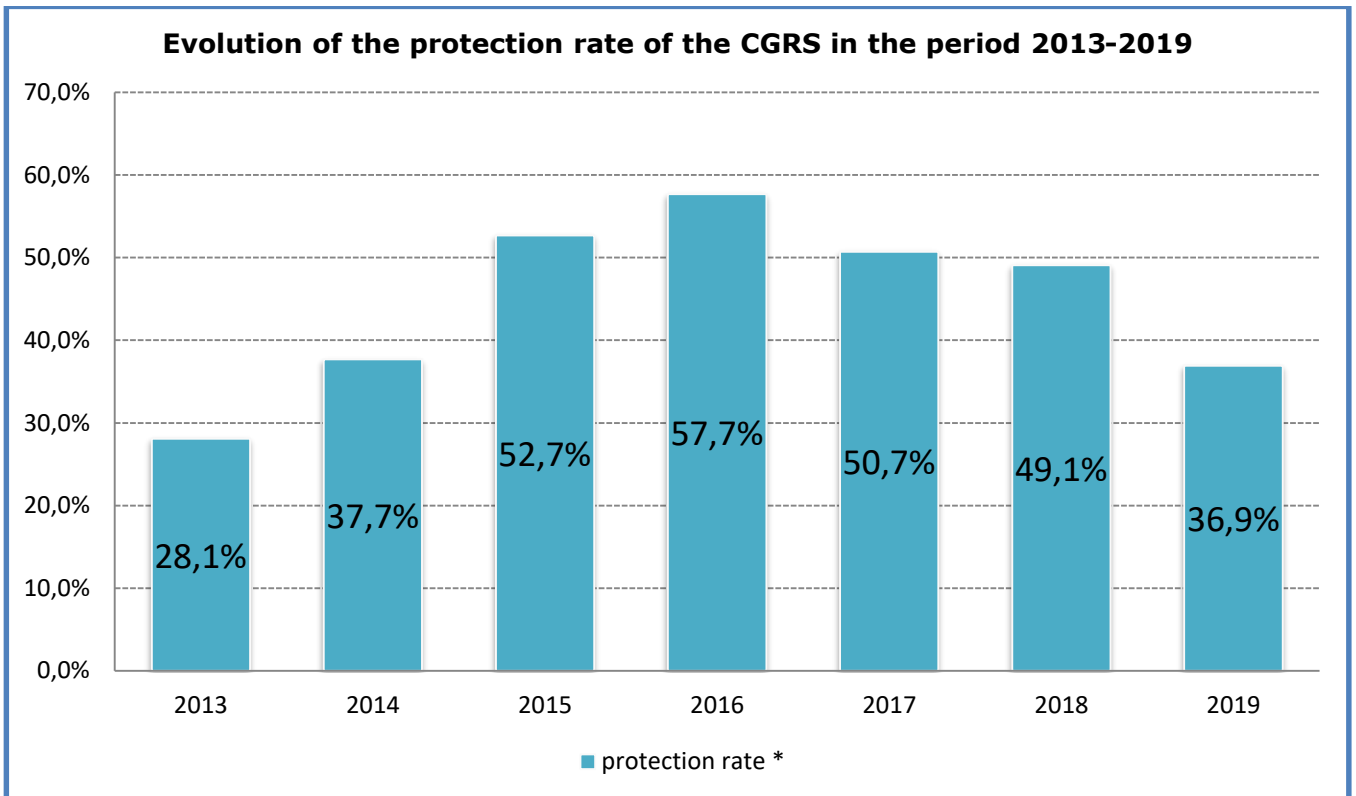
\* The decisions 'further assessment (border) and subsequent application declared admissible' are a kind of intermediary decision and are therefore **not included** in the final decisions.

**Top 10 of countries of origin for recognition of refugee status in 2019**

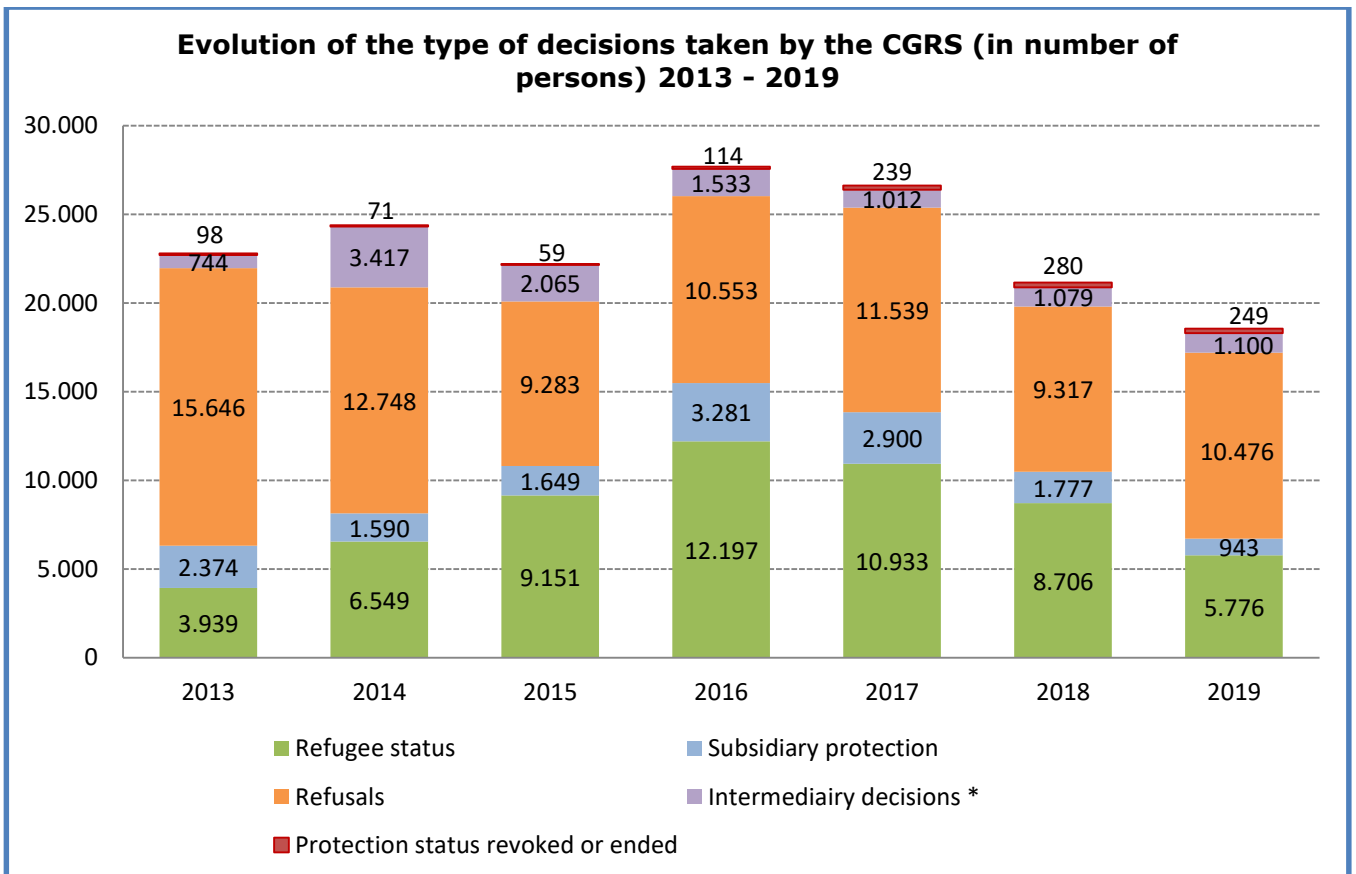


'Undetermined' includes persons whose nationality could not be ascertained, stateless persons,...





\* The protection rate is the percentage of applications leading to recognition of refugee status or granting of subsidiary protection status compared to the total number of final decisions (= total number of decisions - the intermediary decisions) - the number of files where the protection status was revoked or ended.



\* 'Intermediary decisions' are the decisions 'further assessment (border) and subsequent application declared admissible.'

### III. CASELOAD (Source: CGRS)

At the end of December 2019, the total workload amounted to **10,362** cases (13,089 persons). In view of the current inflow, a volume of **4,200** dossiers can be considered as a normal caseload. The actual backlog amounts to **6,162** cases.

